

# abstracta

ABSTRACTA SHOWROOM AMSTERDAM

Abstracta showroom Amsterdam, u bent van harte welkom. Wij hebben een Abstracta service en montagedienst in de gehele Benelux



Price list 2022

Export free



# CONTENT PRODUCT CATEGORY




## Wall absorbers

BITS WALL .....	27
DOMO WALL .....	43
SAHARA.....	47
SCALA WALL .....	50
SKY WALL .....	53
SONEO WALL.....	68
TRILINE WALL .....	71




## Suspended absorbers

AIRBLOOM .....	17
AIRCONE.....	18
AIRFLAKE .....	19
AIRLEAF .....	20
AIR-X .....	21
SCALA.....	49
TRUMPET.....	72



## Floor screens

AGILE.....	16
ALUMI.....	23
CHUBBY.....	28
dB.....	30
DOMO .....	38
SCALA.....	48
SOFTLINE .....	54
SONEO.....	64
STITCH .....	69



## Baffles/Ceiling

BASIC BAFFLE .....	26
HOLLY.....	44
LILY .....	45
SCALA.....	49
SKY CEILING .....	53
TRUMPET.....	72




## Desk screens

DOMO .....	39
SCALA.....	49
SOFTLINE .....	58
SONEO.....	66
STITCH .....	69



## Acoustic lighting

HOLLY.....	44
LILY .....	45
SCALA CEILING.....	50
TRUMPET.....	72




## Cubicles

dB CUBICLE.....	32
dB MODULAR SOFA	35
DOMO BOOTH .....	41
MY HIVE .....	46
SONEO.....	64




## Pods/Quiet rooms

PLENTY POD.....	73
PLENTY ROOM.....	76
ZEN POD.....	77



## Acoustic furniture

dB MODULAR SOFA	35
dB PILLAR. ....	36
MY HIVE .....	46



## Writing boards

AGILE.....	16
ALUMI COMBI.....	25
DRAFT.....	80
MAGVISION .....	81
MOOW.....	82
SKETCHALOT .....	83
UNITI .....	84
VIP.....	86

# CONTENT ALPHABETIC

Content product category .....	2
Sales/Delivery conditions.....	4
Abstracta Fast Supply .....	6
Upholstery – Most Common .....	8
Textiles – Suppliers & Branding .....	10
Soundscapes created with care.....	11
Care Instructions .....	12
Acoustics.....	14

## Acoustic

AGILE .....	16
AIRBLOOM .....	17
AIRCONE.....	18
AIRFLAKE .....	19
AIRLEAF .....	20
AIR-X .....	21
ALUMI .....	23
BASIC BAFFLE .....	26
BITS WALL .....	27
CHUBBY .....	28
dB.....	30
dB MODULAR SOFA.....	34
dB PILLAR .....	36
DOMO .....	38
DOMO WALL .....	43

HOLLY.....	44
LILY .....	45
MY HIVE .....	46
SAHARA.....	47
SCALA.....	48
SCALA XL .....	51
SKY .....	53
SOFTLINE .....	54
SONEO.....	62
SONEO WALL.....	68
STITCH .....	69
TRILINE WALL .....	71
TRUMPET.....	72
PLENTY POD.....	73
PLENTY ROOM.....	76
ZEN POD.....	77

## Writing boards

DRAFT.....	80
MAGVISION .....	81
MOOW.....	82
SKETCHALOT .....	83
UNITI SYSTEM.....	84
VIP SYSTEM .....	86
GRAPHITE STARTER SET .....	88

# Sales / delivery conditions and other information in 2022

## PRICES

Prices listed are in EURO gross, VAT excluded and valid from March 1, 2022. All previous price lists are hereby cancelled. We reserve the right to change prices, design and payment terms without prior notice. For current and updated price list - contact Sales Support. In the event of a difference between a printed and digital price list, the latest digital version always applies.

## OFFERS

Offer is unless otherwise specified valid in 30 days.  
Orders are accepted only by written purchase order.

## TERMS OF PAYMENT

Payment 30 days net or as otherwise agreed. Interest on overdue payment will be charged. The goods will remain seller's property until fully paid. We reserve the right to free credit rating.

## PAYMENT

Only by International Bank transfers, payment by cheque is not accepted. Bank details according to the invoice.

## TERMS OF DELIVERY

According to Incoterms 2021

- DAP, (Delivered At Place), normal packaging included.
- Dispatch of standard products is between 2–6 weeks from order confirmation date.
- Dispatch of customized products is between 3-12 from the order confirmation date.

## TRANSPORT

Free delivery of orders with a value over €810 Net. A freight and administration fee of €60 Net will apply on orders below this value. Plenty Wall is excluded from this rule and are billed according to current shipping price. If tail lift will be needed for deliveries this must be noted on PO and can cause an extra charge. If changes of delivery address is needed when order left Abstracta ware house this will be charged on separate Invoice. It is not possible to change delivery day when goods has been dispatched without extra charge. Telephone notification is not an on-time and on-site demand, only information about estimated delivery time. If deliveries will be denied a second delivery will be charged on separate Invoice.

## TRANSPORT ON-TIME AND ON-SITE DEMAND

On-site and on-time unloading requests will be charged at prime cost.

## DAMAGES AND CLAIMS

### Transport damage:

Upon receipt of the goods, the recipient must check that the consignment is correct with respect to the number of packages and condition of the goods. If a package is damaged or missing, this must be immediately noted on the consignment note to the driver as well as immediately in writing be notified to Abstracta.

Hidden damages that have not been apparent upon receipt, or damages that could not reasonably have been noted due to e.g. large volumes of goods, shall promptly be notified in writing to Abstracta within six calendar days. Any damage should be photo documented to facilitate the assessment of claims for compensation. Damaged goods must not be moved to another location.

### Other customer complaints:

Complaints are handled before detailed report including photos have been submitted to our Claims Support. Abstracta may require return of the product to conduct a proper investigation. Abstracta shall after approved claims either repair or replace defective products.



## ORDER CONFIRMATION

The order confirmation is the basis for the order and is expected to be reviewed by the buyer within 48 hours. After 48 hours, the order is considered recognition of customer approval unless otherwise notified. We reserve the right to charge a fee for changes or in the event of cancellation made after approved order confirmation.

## RETURNS

Returns cannot be done without first contacting our Sales Support for acquiring a return form. Return of stock items are allowed within 14 days after delivery date. The goods must be sent in original packaging. The customer stands for return shipping. Any shipping damages occurred will be charged to the customer. Abstracta charge the customer 30% of the value of the goods in return deductions. Minimum return costs are €40.

## CANCELLATION OF ORDERS

Cancellation of stock items may take place no later than 3 working days after the order confirmation date. In case of cancellation of the manufacturing goods, the cost of the work will be charged.

## WARRANTY

5 year warranty, counted from the date of delivery, provided the goods immediately upon delivery have been placed indoor with normal temperature and has not been subjected to unusual wear or damage. The warranty applies to material-, production- or construction-failures.

Normal wear and deterioration of damage to lacquered details are not covered by our factory warranty.

Abstracta even leave 10 years spare parts warranty from date of delivery. Delivery dates shall be evidenced by the customer.

## ENVIRONMENT AND QUALITY

Abstracta is certified according to the environmental management system ISO 14001, to the quality management system ISO 9001 and ISO 45001 Occupational Health and Safety Management.



## ECO LABELLING

Parts of the collection is eco labelled with the Möbelfakta.

Certified products are marked with the logo Möbelfakta on our webpage.



---

**Abstracta AB**  
Lammengatan 2  
SE-363 45 Lammhult, Sweden

T +46 472 26 96 00  
F +46 472 26 96 01  
info@abstracta.se  
www.abstracta.se

**Sales Support:**  
T +46 472-26 96 50  
sales@abstracta.se

**Sales Representatives/Showrooms**  
[www.abstracta.se/contact/](http://www.abstracta.se/contact/)
















*Price list for 2022, EXPORT FREE.  
We reserve the right for any typographical errors.*



# Abstracta Fast Supply, 5 days dispatch!

The following products can be delivered from the factory within 5 working days once the order is marked **Fast Supply**.

- If an order contains both Fast Supply products and standard delivery time products, the despatch time is controlled by the standard delivery time products.
- Orders from the Fast Supply inventory can not be freight consolidated with other orders.
- Prices are according to the price list. Stock Discounts does not apply!
- Orders are invoiced on the same day as it is ready, regardless collection date.
- Orders from the Fast Supply can not be handled by prepayment.
- With reservation for clearance sale.

PRODUCT		DESIGN	
Softline floor screen		Dimensions: 800x1500, 1000x1500, 1200x1500 mm. Fabric: Salsa medium grey - 36 Black legs.	
Softline desk screen, suspended		Dimensions: 830/1200/1400/1600 / 1800x650x30 mm. Fabric: Salsa medium grey - 36 Black fittings.	
Lily acoustic lighting		Dimensions: 900/1200 mm. With lighting. Fabric: Focus Melange light grey 60309 and medium grey 60311. White core.	 
Scala Wall absorber		Dimensions: 1600/2300x1200 mm. Vertical model. Fabric: Soundfelt grey - 16 dark grey - 17.	 
Scala Ceiling absorber		Dimensions: 1600x1200 mm. With or without lamp in black stained ash. Fabric: Soundfelt grey - 16 dark grey - 17.	 
MagVision writing board		Dimensions: 1980/1480/1180x1000 mm. Colour: Optical white.	
Sketchalot writing board		Dimensions: 790x2000x210 mm.	



# PRODUCT

# DESIGN

Airflake,  
blade open



Fabric: Soundfelt VF (eco/fire) white  
-15, grey -16, dark grey -17 or Hampa  
in 10-pack.



Airleaf



Fabric: Soundfelt VF (eco/fire) white  
-15, grey -16, dark grey -17 or Hampa  
in 10-pack.



Airbloom



Fabric: Soundfelt VF (eco/fire) white  
-15, grey -16, dark grey -17 or Hampa  
in 10-pack.



Air-X



Fabric: Soundfelt VF (eco/fire) white  
-15, grey -16, dark grey -17 or Hampa  
in 10-pack.




Aircone



Fabric: Soundfelt VF (eco/fire) white  
-15, grey -16, dark grey -17 or Hampa  
in 10-pack.



Sahara



Dimensions: 450x450x60 mm.

Zen Pod




Essential Small Clean  
Essential Medium Clean




# UPHOLSTERY - MOST COMMON


## FOCUS MELANGE Stock colours:



## FOCUS MELANGE Non-stock colours - longer delivery time.




## SALSA



## XTREME CS



## DOX Stock colours:




**NB** The colours stated in the price list may differ slightly to the actual fabric colour. To get physical fabric samples, please contact us. See each product page for compatible textiles and price range.




# UPHOLSTERY - MOST COMMON


## AIR FELT Stock colours:



## AIR FELT Non-stock colours - longer delivery time.



## SOUNDFELT VF (Eco/Fire) Made from recycled material. Colour differences may occur. Fire classed.



## HAMPA:



*NB The colours stated in the price list may differ slightly to the actual fabric colour. To get physical fabric samples, please contact us. See each product page for compatible textiles and price range.*

# TEXTILES - SUPPLIERS & BRANDING

Below is a list of textile suppliers and the quality-/sustainability brands valid for the textiles we use.

Valid price for each product group is indicated on the product pages in this pricelist. For information about prices of other textiles/supplier than indicated below - please contact us!

Most of the textiles in the list below are eco-labelled with Möbelfakta or Ecolabel and some are extra wide matching wide floor screens with dimensions over 1200 mm. (See below colour symbol for guidance).

SUPPLIER	TEXTILE
ABSTRACTA	<div> <div>● ● Salsa</div> <div>● ● DOX</div> <div>● SNOW WHITE</div> <div>● FILT AIR</div> </div> <div> <div>● ● SOUNDFELT VF</div> <div>● ● SOUNDFELT REC</div> <div>● HAMPA</div> </div>
CAMIRA	<div> <div>● ● BLAZER LITE</div> <div>● BLAZER</div> <div>● ● ERA 170</div> <div>● ● SYNERGY</div> </div> <div> <div>● ● SYNERGY 170</div> <div>● ● MAIN LINE FLAX</div> <div>● XTREME CS</div> <div>● ● CARA</div> </div> <div> <div>● ● LUCIA</div> <div>● ● CARLOW</div> </div>
ECOPHON	TEXONA
GABRIEL	<div> <div>● ● HUSH</div> <div>● MEDLEY</div> <div>● ● EVENT SCREEN+</div> <div>● ● MICA</div> <div>● ● JUST</div> <div>● ● TONAL</div> <div>● ● EUROPOST</div> <div>● ● CURA</div> <div>● ● REPETTO</div> </div> <div> <div>● ● BREEZE FUSION</div> <div>● ● STEP</div> <div>● ● STEP MELANGE</div> <div>● ● CRISP</div> <div>● ● LUNA</div> <div>● ● FOCUS</div> <div>● ● FOCUS MELANGE</div> </div> <div> <div>● ● TWIST</div> <div>● ● TWIST MELANGE</div> <div>● ● SOUL</div> <div>● ● SOUL MELANGE</div> <div>● ● CRISSCROSS</div> </div>
KVADRAT	<div> <div>● ● REMIX</div> <div>● ● REMIX SCREEN</div> <div>● ● FLOYD SCREEN</div> <div>● ● DIVINA 3</div> <div>● ● DIVINA MELANGE</div> <div>● ● HERO</div> <div>● ZERO</div> </div> <div> <div>● ● GALAXY</div> <div>● ● HALLINGDAL 65</div> <div>● ● STEELCUT</div> <div>● ● STEELCUT TRIO</div> <div>● FLOYD</div> </div> <div> <div>● ATOM</div> <div>● ● RE-WOOL</div> <div>● ● VIDAR 4</div> </div>
LUDVIG SVENSSON	<div> <div>● ● HARPER</div> <div>● PRIME</div> </div> <div> <div>● ● DEBUT</div> <div>● ● RAMI</div> </div>
GUDBRANDS-DALEN	<div> <div>ROMSDAL</div> <div>● BARDAL</div> <div>● AMDAL</div> </div>

● = Möbelfakta

● = Ecolabel

● = For wide floor screens >1200 mm





# Soundscapes created with care for humans and our planet

At Abstracta, we have been working to create better soundscapes since 1972 – which makes us acoustics pioneers. The core of our business is well-being, which for us includes the well-being of future generations and of the planet. As we see it, sustainability is a natural part of our work. Every day, we work hard to reach our five sustainability goals. With us on our journey is a team of skilled suppliers and creative designers that take the issue of sustainability and soundscapes just as seriously as we do.



## Abstracta 2030 – our five sustainability goals

- Carbon-neutral (Scope 1 & 2 reached in 2021)
- Recycling of 100 % of our textile waste
- 100% FSC-certified wood
- 100% Möbelfakta certified products
- Circular range of products



## This is what we do today to reduce our carbon footprint:

- Abstracta's factory in Lammhult runs on 100 % renewable energy.
- Textile waste and recycled plastic bottles are used as acoustic filling in our products.
- We only buy company vehicles that are all electric or hybrid.
- We prioritize local suppliers, which decrease our emissions from transport.
- We prioritize transport partners with Euro 6 vehicles.



## Zero-waste with Abstracta's recycling service

Since year 2020, we have introduced a recycling service for our clients. We've simply started to collect worn-out acoustic panels and other products for renovation, reuse or recycling. To facilitate circularity, all our products are module-based. Thus, they are easy to repair, easy to reuse, and easy to recycle. This way, we contribute to a sustainable future.



## The global goals & certifications

The UN Sustainable Development Goals are the basis of our environmental work. We focus on the five goals to which we can contribute most. We are proud to be certified according to the following standards: ISO 9001, ISO 14001, ISO 45001, Möbelfakta and Acoustic facts.

Read more about our sustainability work:  
[www.abstracta.se/hållbarhet/](http://www.abstracta.se/hållbarhet/)

# CARE INSTRUCTIONS



## FABRIC

To maintain the color and appearance of the fabric, the fabric should be vacuum cleaned regularly with a soft nozzle.

### **Stain Removal for Polyester:**

- Use non-colored towel or a washcloth to suck up as much as possible of the stain. Dried stains should be vacuumed.
- Wet the stain sparingly with a white pure cotton cloth, warm water and possibly a little pH neutral cleaner.
- Press a dry cloth or colorless paper towel against the fabric so that moisture and dirt being sucked up.
- Repeat wetting and suction until the stain is gone.
- Use clean water without detergent at the final cleaning.
- Finish with suction.

### **Stain Removal for wool:**

Dab or wipe gently with a damp cloth.

## CORK


Our cork surfaces are kept clean and in good condition by vacuuming them regularly with a soft brush nozzle.

### **Stain removal:**


Carefully wipe up any stains using a damp cloth. Then dry the surface.

### **Disinfection of Sahara acoustic panel:**

The Sahara acoustic panel is made completely from cork and is now approved to be cleaned using disinfectants, enabling it to be used in rooms where fabric covered acoustic panels are not suitable.







## WHITEBOARDS OCH GLASSBOARDS

Remove any protective film from the writing board and thoroughly clean the surface before first use. Moderately-used writing boards should then be cleaned a couple of times a week. The board must be absolutely dry when used. Use only pens intended for whiteboards. Replace the felt on the eraser on a regular basis.

### Clean as follows:

- Wipe with approved cleaning fluid intended for whiteboards.
- Then wash away residual cleaning solution with clean lukewarm water.
- Wipe dry with a cloth.
- Repeat if necessary.
- Easier soiled paintings can be cleaned with only lukewarm water.
- Wipe dry with a cloth.

### Note:

Avoid detergents that are not intended for whiteboards (e.g. soap or detergent) when they can leave residues which hinder erasure.

## TABLE TOP SURFACE (dB Forbo linoleum surface)

### Regular maintenance:

Wipe daily with a damp cloth and PH neutral detergent, or a mixture of water/soap or water/wax.

### Stain removal:

To protect the table surface; always use underlays under cups, flower pots etc.

Remove spots as fast as possible! The surface should be cleaned with PH neutral detergent and water. In case of pigmented stains, they can be removed with turpentine or other oil-based solvent.

### Note:

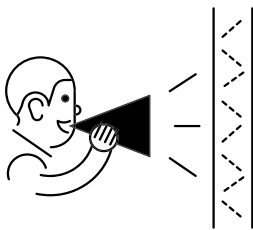
Do not use alkaline or alcohol-based cleaners!



# Acoustics


The soundscape is not visible,  
but it affects us more than we think.

Three symbols to make it easier to understand how  
our acoustic products affect the audio environment:




**Absorption**

Absorption means that the sound that hits a surface gets absorbed and transformed into heat.



**Diffusion**

Diffusion means that a sound hitting a surface "shatters", which helps one avoid unpleasant sound reflections, in other words echoes.



**Attenuation**

Attenuation means that an object shields off and lessens the sound level from one side of the object to the other.







## AGILE

Design Studio Stockholm. Agile, the new mobile media screen, makes it easy for a team to quickly and spontaneously get together for a meeting! In many workplaces, there is a growing need for a product that combines technology/monitors with writingboard. Agile acts as a seamless project room on wheels that features all the tools you need: screen, foldable laptop desk, concealed cable for connecting to the screen and mains power. The screen itself is sound absorbing, and features a writing board on the rear.



### AGILE MOBILE MEDIA SCREEN

Metal frame, painted in one of 3 available colours. The legs feature lockable wheels. The top section of one side can accommodate a TV screen of up to 55". To buy the product and a TV screen together, add "NEC video conferencing solution" to your order as an accessory. If you want to use your own TV instead, it should be no more than 1240 mm (55") wide. The lower part of the screen is upholstered and has a sound absorbing filling, as well as space to conceal electronics. The other side of the screen features a full length magnetic whiteboard. There is a foldable laptop desk on one side of the frame, which features an integrated cable (USB-C) for screen sharing and laptop charging. Power can be connected from ceiling, floor, right, left hand sides.

Fabrics: 175 000 20: "Repetto" 1301, 175 000 30: "Repetto" 1801 and 175 000 40: "Vidar 4" 1511.

Description, WxHxD	Kg	Art no	Price A	Price B	Price C	Price D	Price E
Agile mobile media screen 1900x1300x540 Graphite grey RAL 7015	96.1	175 000 20				4 071	
Agile mobile media screen 1900x1300x540 Cream white RAL 9002	96.1	175 000 30				4 071	
Agile mobile media screen 1900x1300x540 Light yellow RAL 1015	96.1	175 000 40					4 448

### ACCESSORIES

Description, WxHxD	Kg	Art no	Price A	Price B	Price C	Price D	Price E
NEC video conferencing solution Agile		175 001 00	5 617				

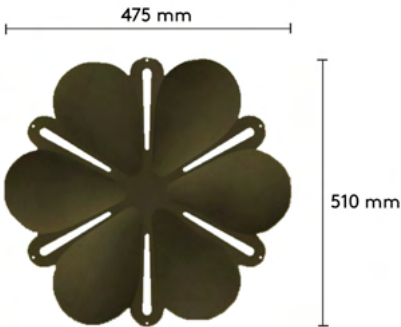





AIRBLOOM


Design Stefan Borselius. Airbloom is a product of the Air family, made of moulded polyester felt and available in a wide range of colours. The modules can be combined with each other to form suspended sound absorbers in a variety of shapes and sizes. The modules are assembled using plastic connectors (included). To create custom patterns and calculate prices, use our configuration tool at [www.abstracta.se](http://www.abstracta.se).

To see wall/ ceiling rails and other accessoires - [click here](#).



The modules are assembled using plastic connectors (included). Fabrics from price groups A and B are available in both a 3-pack and a 10-pack. Other fabrics are only available in a 10-pack.

Description, WxHxD	Kg	Art no	Price A	Price B	Price C	Price D	Price E
Airbloom 10-pack 475x510	3.2	192 910 00	645	710	1 345		1 732
Airbloom 3-pack 475x510	1.2	192 900 00	245	262			

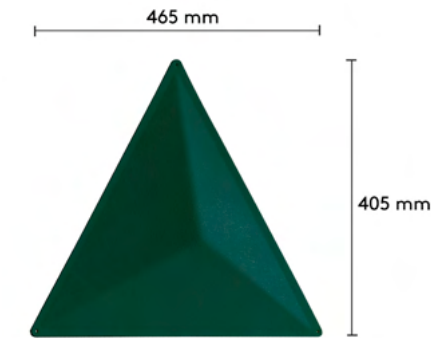


Price A	Price B	Price C	Price D	Price E
Soundfelt VF Hampa	Air felt	Blazer Focus Melange Focus		Europost Luna Divina 3 Divina Melange Hero

AIRCONE

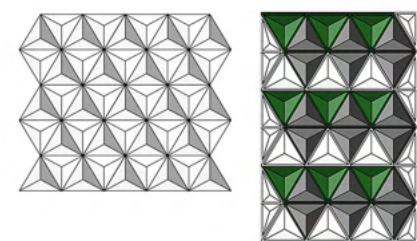
Design Stefan Borselius. Aircone is a diffusing hanging divider that is advantageously used to screen off open spaces. The product consists of triangular modules that are made from moulded polyester felt. The modules are assembled using plastic connectors, (included) and can be suspended from either a ceiling or against a wall using the suspension rail accessory. To create custom patterns and calculate prices, use our configuration tool at [www.abstracta.se](http://www.abstracta.se).

To see wall/ ceiling rails and other accessoires - [click here](#).



The modules are assembled using plastic connectors (included). Fabrics from price groups A and B are available in both a 3-pack and a 10-pack. Other fabrics are only available in a 10-pack. Use the configuration tool, which can be found [www.abstracta.se](http://www.abstracta.se), to create patterns and calculate price. NB Radially bent rail is not recommended for use with Aircone.

Description, WxHxD	Kg	Art no	Price A	Price B	Price C	Price D	Price E
AirCone 10-pack 465x405x85	2.3	192 500 00	362	399	810		1 197
AirCone 3-pack 465x405x85	0.8	192 510 00	152				
AirCone Terminal 5 Pairs Right, Left 240x405x85	1.5	192 530 00	209	230	412		691
AirCone Terminal 1 Pair Right, Left 240x405x85	0.5	192 520 00	52	58			

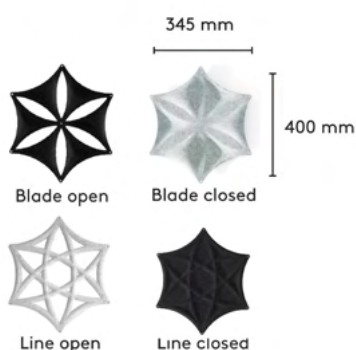


Price A	Price B	Price C	Price D	Price E
Soundfelt VF Hampa	Air felt	Blazer Focus Melange Focus		Europost Luna Divina 3 Divina Melange Hero

## AIRFLAKE

Design Stefan Borselius. Airflake can be used in many different ways to create transparent spaces within the room, and to diffuse unpleasant sound reverberations. Airflake is available in two sizes. The product is suspended from a ceiling or against a wall using the suspension rail accessory. The modules are assembled using plastic connectors, (included). To create custom patterns and calculate prices, use our configuration tool at [www.abstracta.se](http://www.abstracta.se).

**To see wall/ ceiling rails and other accessoires - click here.**



The modules are assembled using plastic connectors (included). Fabrics from price groups A and B are available in both a 3-pack and a 10-pack. Other fabrics are only available in a 10-pack.

Description, WxHxD	Kg	Art no	Price A	Price B	Price C	Price D	Price E
Airflake Blade, open 10-pack 400x345	2.0	192 010 00	358	394	733		1 120
Airflake Blade, closed 10-pack 400x345	2.0	192 020 00	358	394	733		1 120
Airflake Line, open 10-pack 400x345	2.0	192 030 00	358	394	733		1 120
Airflake Line, closed 10-pack 400x345	2.0	192 040 00	358	394	733		1 120
Airflake Blade, open 3-pack 400x345	0.8	192 050 00	147	147			
Airflake Blade, closed 3-pack 400x345	0.8	192 060 00	147	147			
Airflake Line, open 3-pack 400x345	0.8	192 070 00	147	147			
Airflake Line, closed 3-pack 400x345	0.9	192 080 00	147	147			

### AIRFLAKE POCKET

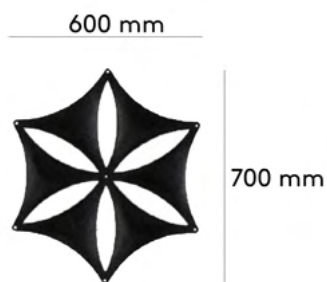
Module with pocket for magazine, paper, etc.

Description, WxHxD	Kg	Art no	Price A	Price B	Price C	Price D	Price E
Airflake Pocket 4-pack 400x345	1.0	192 090 00	383	421	779		1 001

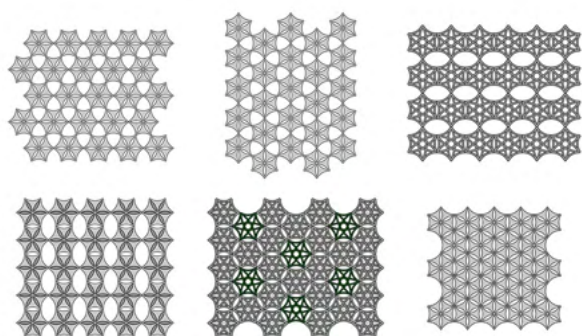
### AIRFLAKE XL

2-packs are only available in our standard Air felt colours. NB Use the configuration tool on [www.abstracta.se](http://www.abstracta.se) when designing your Air product.

Description, WxHxD	Kg	Art no	Price A	Price B	Price C	Price D	Price E
Airflake XL Blade, open 5-pack 600x700	2.7	192 110 00	474	521	990		1 376
Airflake XL Blade, open 2-pack 600x700	1.5	192 150 00	211				



Airflake, Blade open



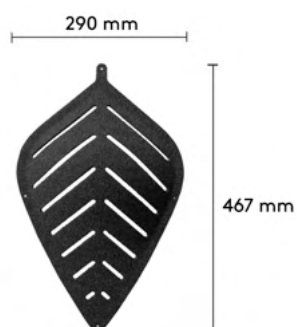
Price A	Price B	Price C	Price D	Price E
Soundfelt VF Hampa	Air felt	Blazer Focus Melange Focus		Europost Luna Divina 3 Divina Melange Hero



## AIRLEAF


Design Stefan Borselius. Airleaf is a decorative and sound absorbing suspended screen made from moulded polyester felt. The modules, like any other Air products, can be assembled in different creative patterns. The modules are assembled using plastic connectors, (included). To create custom patterns and calculate prices, use our configuration tool at [www.abstracta.se](http://www.abstracta.se).

**To see wall/ ceiling rails and other accessoires - [click here](#).**



The modules are assembled using plastic connectors (included). Fabrics from price groups A and B are available in both a 3-pack and a 10-pack. Other fabrics are only available in a 10-pack.

Description, WxHxD	Kg	Art no	Price A	Price B	Price C	Price D	Price E
Airleaf 10-pack 290x465	1.4	192 700 00	362	399	810		1 197
Airleaf 3-pack 290x465	0.6	192 710 00	152	163			




Price A	Price B	Price C	Price D	Price E
Soundfelt VF Hampa	Air felt	Blazer Focus Melange Focus		Europost Luna Divina 3 Divina Melange Hero



## AIR-X




Design Stefan Borselius. Air-X is a product in the Air family that forms a new graphic pattern with straight lines. The modules are made from pressed felt and are available in a wide range of colours. The modules can be combined with each other to form suspended sound absorbers in a number of shapes and sizes. Fitted together using plastic connectors (included).

**To see wall/ ceiling rails and other accessoires - [click here](#).**



The modules are assembled using plastic connectors (included). Fabrics from price groups A and B are available in both a 3-pack and a 10-pack. Other fabrics are only available in a 10-pack.

Description, WxHxD	Kg	Art no	Price A	Price B	Price C	Price D	Price E
Air-X 10-pack	2.5	192 810 00	645	710	1 345		1 732
Air-X 3-pack	1.2	192 800 00	245	245			



Price A	Price B	Price C	Price D	Price E
Soundfelt VF Hampa	Air felt	Blazer Focus Melange Focus		Europost Luna Divina 3 Divina Melange Hero



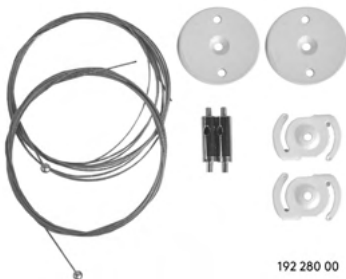
## AIR SERIES SUSPENSION RAILS

Each suspension rail includes accessories that enable suspension from both ceiling and on walls. The following components are included with Air suspension rails: Aluminium rail, wire with adjustable wire lock, end closure, coupling fittings between rails, wall bracket, coupling fittings to Air product, suspended ceiling mounting for 25 mm T-profile, and a ceiling mounting. Before purchasing a Radius Bent rail, ask Sales Support which pattern configurations are technically compatible with that type of rail.

Description, WxHxD	Kg	Art no	Price A	Price B	Price C	Price D	Price E
Air suspension rail natural anodised L=1500	1.7	192 230 00	244				
Air suspension rail white anodised L=1500	1.7	192 230 90	244				
Air suspension rail natural anodised L=2000	1.5	192 260 00	323				
Air suspension rail white anodised L=2000	1.5	192 250 90	323				
Air suspension rail natural anodised L=3000	2.2	192 270 00	477				
Air suspension rail white anodised L=3000	2.2	192 270 90	477				
Air suspension rail Radial bent 750 mm Natural anodised	0.9	192 250 01	621				
Air suspension rail Radial bent 1500 mm Natural anodised	1.1	192 250 02	709				
Air suspension rail Radial bent 2000 mm Natural anodised	1.6	192 250 03	809				
Air suspension rail, nat. Customised length Fixed price, max 4 m		192 230 15	524				
Air suspension rail, white Customised length Fixed price, max 4 m		192 230 16	524				

## AIR SERIES SPARE PARTS

Description, WxHxD	Kg	Art no	Price A	Price B	Price C	Price D	Price E
Air wire kit Inc. 2 x wires 3m and clng mnt		192 280 00	62				
Air magnetic holder for Air rail, force 320N	0.1	192 291 00	84				
Air suspended ceiling mount Clip with eye, T-profile 25mm	0.1	192 260 90	14				
Ceiling mount, round For wire kit or rail White		192 261 90	14				
Air trolley with trailing wheels		192 260 81	10				
Airflake Peg L=14.5mm ,10 in bag Air products not Aircone		192 300 00	12				
Airflake Peg L=19.6mm ,10 in bag Air products not Aircone		192 310 00	14				
Extra connections, Aircone 6 of each	0.1	192 330 00	52				



192 291 00




192 260 90




192 261 90



192 260 81




192 300 00/192 310 00



192 330 00

## ALUMI


Design Nina Jobs. Alumi is a sober and flexible series of sound-absorbing screens. Alumi is available in several colours and discreet patterns. The screens are framed in an elegant aluminium rail. The inside consists of a material that reduces the sound level and brings an increased level of comfort to the acoustic environment. A sound absorbing sheet of felt/fabric is applied to both sides. Choose between a smooth felt surface or three different felt patterns. Felt patterns are also available with Focus Melange fabrics. The screens are installed without tools.



### ALUMI FLOOR SCREEN

Screen with an aluminium frame in white or anodised version. The screen is filled with a sound absorbing material. Upholstered with felt or fabric on both sides. Legs to be purchased separately.

Description, WxHxD	Kg	Art no	Price A	Price B	Price C	Price D	Price E
Alumi flr screen natural anodised 806x1306	13.0	193 010 00	823	862	990	1 093	1 162
Alumi flr screen natural anodised 806x1506	15.0	193 020 00	895	939	1 082	1 220	1 524
Alumi flr screen natural anodised 806x1806	16.0	193 110 00	1 043	1 112	1 278	1 468	1 825
Alumi flr screen natural anodised 806x2006	21.0	193 120 00	1 278	1 341	1 542	1 700	1 944
Alumi flr screen natural anodised 1206x1306	19.0	193 030 00	1 080	1 116	1 285	1 407	1 505
Alumi flr screen natural anodised 1206x1506	21.0	193 040 00	1 151	1 214	1 396	1 471	1 683
Alumi flr screen natural anodised 1206x1806	22.0	193 130 00	1 294	1 367	1 571	1 746	2 050
Alumi flr screen natural anodised 1206x2006	25.0	193 140 00	1 367	1 478	1 701	1 788	2 035
Alumi flr screen natural anodised 1406x1306	21.0	193 050 00	1 113	1 188	1 365	1 438	1 568
Alumi flr screen natural anodised 1406x1506	23.0	193 060 00	1 213	1 296	1 491	1 565	1 848
Alumi flr screen natural anodised 1406x1806	25.0	193 150 00	1 328	1 466	1 685	1 899	2 086
Alumi flr screen natural anodised 1406x2006	27.0	193 160 00	1 405	1 652	1 900	2 007	2 370
Alumi flr screen white anodised 806x1306	13.0	193 010 90	823	862	990	1 093	1 162
Alumi flr screen white anodised 806x1506	15.0	193 020 90	895	939	1 082	1 220	1 524
Alumi flr screen white anodised 806x1806	16.0	193 110 90	1 043	1 112	1 278	1 468	1 825
Alumi flr screen white anodised 806x2006	21.0	193 120 90	1 278	1 341	1 542	1 700	1 944
Alumi flr screen white anodised 1206x1306	16.0	193 030 90	1 080	1 116	1 285	1 407	1 505
Alumi flr screen white anodised 1206x1506	21.0	193 040 90	1 151	1 214	1 396	1 471	1 683
Alumi flr screen white anodised 1206x1806	22.0	193 130 90	1 294	1 367	1 571	1 746	2 050
Alumi flr screen white anodised 1206x2006	25.0	193 140 90	1 367	1 478	1 701	1 788	2 035
Alumi flr screen white anodised 1406x1306	19.0	193 050 90	1 113	1 188	1 365	1 438	1 568
Alumi flr screen white anodised 1406x1506	23.0	193 060 90	1 213	1 296	1 491	1 565	1 848
Alumi flr screen white anodised 1406x1806	25.0	193 150 90	1 328	1 466	1 685	1 899	2 086
Alumi flr screen white anodised 1406x2006	27.0	193 160 90	1 405	1 652	1 900	2 007	2 370



Price A	Price B	Price C	Price D	Price E
Salsa Soundfelt VF	Soundfelt VF* Lucia Hush Medley Event Screen+ Carlow Mica Just Tonal	Blazer Focus Melange Focus Blazer Lite Lucia CS Era 170 Twist Twist Melange Soul Soul Melange Repetto Cura	Blazer* Focus Melange* Focus* Synergy Synergy 170 Nexus Xtreme CS Step Step Melange Crisp Remix Floyd Screen	Crisscross Synergy* Synergy 170* Europost Luna Galaxy Floyd Divina 3 Divina Melange Hero Atom Re-wool Breeze Fusion

\* = As relief pattern: "Dot", "Block" or "Stop"



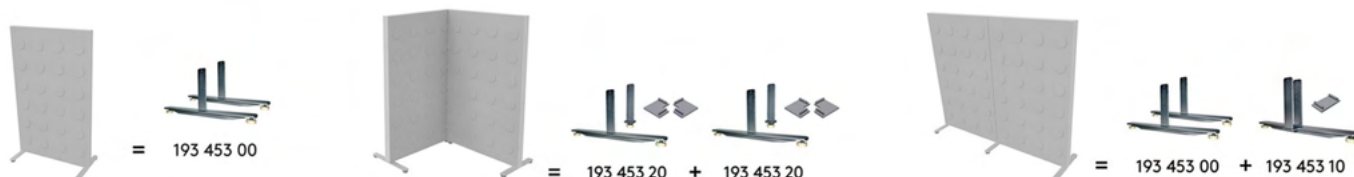
### ALUMI LEG

Metal legs in white or grey painted version with castors or an adjustable foot. NB Now sold in pairs. Leg height 30 mm from floor, except adjustable foot with wheel: height from floor: 100 mm. 2-pack cover trays for track in upper profile included with delivery, but additional ones may be ordered.

Description wxhxd	Kg	Art no	Price A	Price B	Price C	Price D	Price E
Alumi leg set, single screen	3.0	193 453 00	163				
Alumi leg set castors, single screen	3.0	193 453 05	218				
Alumi leg, connecting 2 screens in row	2.0	193 453 10	110				
Alumi leg, connecting 2 screens in 90 degree angle		193 453 20	153				

### COVER TRAY

Description wxhxd	Kg	Art no	Price A	Price B	Price C	Price D	Price E
Alumi Cover Washer Colour grey		193 550 60	11				



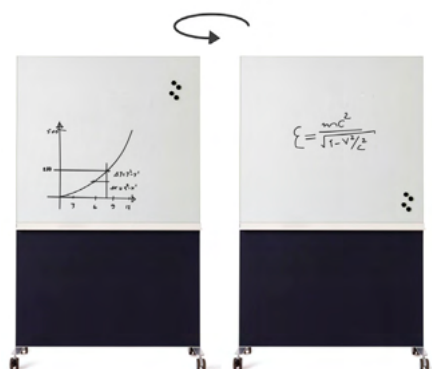




## ALUMI COMBI SCREEN

Alumi combi single has been developed to facilitate flexible meetings. A screen, sound absorber and writing board combined in one product. One side is upholstered with a sound absorbing felt sheet, whilst the upper section of the other side features a writing board in e3 enamel. The writing area is also available in glass. NB Legs to be purchase separately. For information about pens and accessories, see the final page of the price list (PDF version - [click here](#)).

Description, WxHxD	Kg	Art no	Price A	Price B	Price C	Price D	Price E
Alumi combi scr., single e3 natural anodised 796x1905x63	22.0	193 220 05	1 634	1 653	1 902	2 671	3 355
Alumi combi scr., single e3 natural anodised 1206x1905x63	33.0	193 210 05	2 082	2 175	2 498	3 489	4 078
Alumi combi scr., single e3 natural anodised 1463x1905x63	37.0	193 070 05	2 379	2 457	3 388	3 630	4 218
Alumi combi scr., single e3 white anodised 796x1905x63	22.0	193 220 95	1 634	1 653	1 902	2 671	3 355
Alumi combi scr., single e3 white anodised 1206x1905x63	33.0	193 210 95	2 082	2 175	2 498	3 489	4 078
Alumi combi scr., single e3 white anodised 1463x1905x63	37.0	193 070 95	2 379	2 457	3 388	3 630	4 218



## ALUMI COMBI SCREEN, DOUBLE

Alumi combi double screen, is the same as the Alumi Combi Single, the difference being that both sides are upholstered with sound absorbent felt sheets in combination with an upper whiteboard in E3 enamel. The writing surface is also available in glass/cork. NB Legs must be bought separately. For information about pens and accessories, see the final page of the price list (PDF version - [click here](#)).

Description, WxHxD	Kg	Art no	Price A	Price B	Price C	Price D	Price E
Alumi combi scr., double e3 natural anodised 796x1905x63	26.5	193 232 05	1 785	1 841	2 213	3 038	3 395
Alumi combi scr., double e3 natural anodised 1206x1905x63	40.0	193 231 05	2 082	2 131	2 504	3 883	4 239
Alumi combi scr., double e3 natural anodised 1463x1905x63	50.0	193 230 05	2 983	3 090	3 388	3 918	4 459
Alumi combi scr., double e3 white anodised 796x1905x63	26.5	193 232 95	1 785	1 841	2 213	3 038	3 395
Alumi combi scr., double e3 white anodised 1206x1905x63	40.0	193 231 95	2 082	2 131	2 504	3 883	4 239
Alumi combi scr., double e3 white anodised 1463x1905x63	45.0	193 230 95	2 983	3 090	3 388	3 918	4 459



## ALUMI COMBI SCREEN LIGHT

Alumi Combi light; a slightly smaller, undivided version. One side consists completely of an E3 enamel surface, the other side is completely covered in fabric. Legs must be purchased separately. For information about pens and accessories, see the final page of the price list (PDF version - [click here](#)).

Description, WxHxD	Kg	Art no	Price A	Price B	Price C	Price D	Price E
Alumi combi light, e3 surf. natural anodised 806x1806	28.7	193 252 05	1 485	1 608	1 861	2 381	2 738
Alumi combi light, e3 surf. natural anodised 806x2006	32.0	193 253 05	1 490	1 601	1 999	2 480	2 873
Alumi combi light, e3 surf. natural anodised 1190x1806	32.0	193 250 05	1 639	1 740	2 175	2 501	2 857
Alumi combi light, e3 surf. natural anodised 1190x2006	37.0	193 251 05	1 782	1 852	2 315	2 354	2 746
Alumi combi light, e3 surf. white anodised 806x1806	28.7	193 252 95	1 485	1 490	1 861	2 381	2 738
Alumi combi light, e3 surf. white anodised 806x2006	32.0	193 253 95	1 490	1 601	1 999	2 480	2 873
Alumi combi light, e3 surf. white anodised 1190x1806	32.0	193 250 95	1 639	1 740	2 175	2 501	2 857
Alumi combi light, e3 surf. white anodised 1190x2006	37.0	193 251 95	1 782	1 852	2 315	2 354	2 746

## BASIC BAFFEL

Use baffles to effectively dampen sound in rooms with high ceilings! The sound absorbing raw core is made out of polyester derived from recycled PET. Basic Baffles are available homogeneously in raw material, known as "Soundfelt". Soundfelt can also be covered with fabric where the Soundfelt core can be seen at the edges. A wire kit for ceiling mounting is included.




A sound absorbing ceiling baffle in two different widths. Wires included.

Description, WxHxD	Kg	Art no	Price A	Price B	Price C	Price D	Price E
Basic Baffle 1200x650x30 incl wire kit	1.9	197 503 10	154	338	397	515	575
Basic Baffle 2000x650x30 incl wire kit	3.2	197 503 50	225	439	498	616	675

Price A	Price B	Price C	Price D	Price E
Soundfelt VF	Blazer Focus Focus Melange	Soul Soul Melange	Synergy	Europost Divina 3 Divina Melange Hero

**BITS WALL**

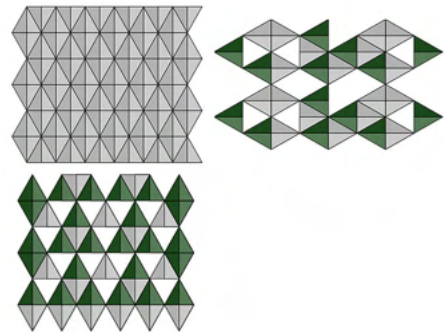
Design Anya Sebton. The triangular shape of Bits Wall not only provides a playful and appealing expression, but also effectively breaks sound waves and therefore affords better room acoustics. The patented wall fitting allows the panels to be hung either horizontally or vertically, enabling you to create imaginative patterns on any wall!



**BITS WALL**

Sound dampening wall panels in two different sizes made from form-pressed polyester fibre, upholstered with fabric. Purchased per module. Wall fittings included.

Description, WxHxD	Kg	Art no	Price A	Price B	Price C	Price D	Price E
Bits Wall incl. fittings 575x510x100	1.7	188 500 00		270	389	421	445
Bits Wall XL incl. fittings 748x649x100	1.9	188 501 00		350	506	546	578



Price A	Price B	Price C	Price D	Price E
	Blazer Focus Focus Melange		Synergy	Europost Luna Divina 3 Divina Melange Hero

## CHUBBY

With its 88 mm thickness, Chubby works as a very effective sound barrier in environments such as open plan offices. The screen is available with or without a glass upper section and in a variety of widths. The frame is made of anodised aluminium. Chubby can also be equipped with an integrated cable duct for completely concealed cable routing. Adjustable support feet are available as an option and must be purchased separately.



### CHUBBY FLOOR SCREEN

Floor screen with aluminium frame and sound absorbing core, upholstered with fabric. Screen without glass upper section. Legs purchased separately.



Description, WxHxD	Kg	Art no	Price A	Price B	Price C	Price D	Price E
Chubby floor screen Natural anodised frame 1200x1430x88mm	26.3	183 500 00	1 621	1 700	1 814	1 888	2 164
Chubby floor screen Natural anodised frame 1400x1430x88mm	30.3	183 510 00	1 894	1 933	1 937	2 191	2 584
Chubby floor screen Natural anodised frame 1600x1430x88mm	33.5	183 520 00	1 948	2 028	2 103	2 245	2 638
Chubby floor screen Natural anodised frame 1800x1430x88mm	39.0	183 530 00	2 008	2 131	2 270	2 625	2 843
Chubby floor screen Natural anodised frame 2000x1430x88mm	42.9	183 540 00	2 151	2 286	2 436	2 678	3 069
Chubby floor screen Natural anodised frame 2200x1430x88mm	46.4	183 550 00	2 221	2 369	2 604	2 878	3 223
Chubby floor screen Natural anodised frame 2400x1430x88mm	51.0	183 560 00	2 291	2 451	2 772	3 035	3 377

Price A	Price B	Price C	Price D	Price E
Dox Salsa	Cara Lucia Hush Medley Event Screen+ Carlow Mica Just Tonal	Blazer Focus Melange Focus Blazer Lite Era 170 Twist Twist Melange Remix Screen Soul Soul Melange Repetto Cura Hint Texona	Synergy Synergy 170 Main Line Flax Xtreme CS Step Step Melange Crisp Remix Floyd Screen Harper Prime	Crisscross Europost Luna Galaxy Hallingdal 65 Steelcut Trio Floyd Divina 3 Divina Melange Hero Vidar 4 Debut Rami Romsdal Bardal Amdal Zero Atom Re-Wool Breeze Fusion





## CHUBBY FLOOR SCREEN WITH GLASS UPPER SECTION

Floor screen with aluminium frame and sound absorbing core, upholstered with fabric. Screen with glass upper section. Legs purchased separately.

Description, WxHxD	Kg	Art no	Price A	Price B	Price C	Price D	Price E
Chubby floor screen with glass Natural anodised frame 1200x1830x88mm	34.0	183 570 00	1 987	2 066	2 180	2 255	2 529
Chubby floor screen with glass Natural anodised frame 1400x1830x88mm	39.0	183 580 00	2 235	2 273	2 277	2 531	2 925
Chubby floor screen with glass Natural anodised frame 1600x1830x88mm	44.0	183 590 00	2 287	2 367	2 442	2 584	2 978
Chubby floor screen with glass Natural anodised frame 1800x1830x88mm	50.2	183 600 00	2 396	2 518	2 658	3 014	3 231
Chubby floor screen with glass Natural anodised frame 2000x1830x88mm	55.0	183 610 00	2 591	2 725	2 876	2 969	3 509
Chubby floor screen with glass Natural anodised frame 2200x1830x88mm	60.0	183 620 00	2 713	2 860	3 096	3 369	3 715
Chubby floor screen with glass Natural anodised frame 2400x1830x88mm	64.1	183 630 00	2 852	3 012	3 333	3 596	3 938

## ACCESSORIES

Description, WxHxD	Kg	Art no	Price A	Price B	Price C	Price D	Price E
Chubby leg set without stand foot natural anodised	2.0	183 700 00	210				
Chubby leg set with stand foot natural anodised	2.1	183 710 00	256				
Chubby Paint supplement Any RAL colour		183 720 00	744				

## dB

Design Thomas Bernstrand. The ambition with dB is to give more space to the individual and to create opportunities for people to express themselves in their surroundings. The screens can be upholstered in any fabric. Instead of legs, screens have a cast base, which allows them to be angled as desired when combined with each other. The cast base also conceals cable routing. The series includes a writing board, a cork notice board and additional accessories that allow space for photos, magazines, plants and other personal items. Enclosure combinations are available with and without integrated desktop. The integrated desktop is height adjustable. Desktop in laminate or Abstracta's own Strata top with linoleum surface. The disc is sound-absorbing. For enclosures with an integrated desktop, four hidden electrical outlets are included. For enclosures with a front screen wider than 1200 mm, fabric that is compatible with wide floor screens must be used; see p. 10.



### DB FLOOR SCREEN

Floor screen that can be used freestanding or connected to other dB screens (connectors purchased separately). The way in which the cast base is designed means that the screens can be angled in any position when combined with each other. The cast base also conceals cable routing. Black cast base. Wheels available separately as accessories.

Description, WxHxD	Kg	Art no	Price A	Price B	Price C	Price D	Price E
dB Floor Screen incl. foot Black fine struct. 800x1565x165	18.7	197 300 80	625	662	704	884	1 070

#### Price A

Dox  
Salsa

#### Price B

Cara  
Lucia  
Medley  
Event Screen+  
Carlow  
Mica  
Just  
Tonal

#### Price C

Blazer  
Focus Melange  
Focus  
Blazer Lite  
Era 170  
Twist  
Twist Melange

#### Price D

Synergy  
Synergy 170  
Xtreme CS  
Crisp  
Harper  
Prime

#### Price E

Divina  
Crisscross  
Galaxy  
Floyd  
Zero  
Atom  
Re-Wool



### DB DOUBLE-SIDED WHITEBOARD

Whiteboard that can be used freestanding or connected to other dB screens (connectors purchased separately). The whiteboard is available with either white or black cast base. Choose whether the cast base shall be with or without castors. Variant code: -10 with castors, -20 without castors. For information about pens and accessories, see the final page in the price list (PDF version - [click here](#)).

Description, WxHxD	Kg	Art no	Price A	Price B	Price C	Price D	Price E
dB Floor Screen WB incl. foot Black 800x1815x165 NB Select foot variant	28.0	197 320 80	860				



### DB FLOOR SCREEN IN CORK

Floor screen with double-sided cork surface that can be used freestanding or connected to other dB screens (connectors purchased separately). Screen is available with black cast base. Wheels available separately as accessories.

Description, WxHxD	Kg	Art no	Price A	Price B	Price C	Price D	Price E
dB Floor Screen, Cork incl. foot Black fine struct. 800x1565x165	25.6	197 330 80	845				



### DB U-ENCLOSURE WITHOUT DESK

Complete U-format enclosure for one workplace. Legs and connector included. Desk not included. Add dB accessories. For enclosures with a front screen wider than 1200 mm, fabric must be used that is compatible with wide floor screens, see p. 10. Wallheight, incl. legs, is 1565 mm.

Description, WxHxD	Kg	Art no	Price A	Price B	Price C	Price D	Price E
dB U-enclosure incl. leg. Black fine struct. For desk 1200x800	43.7	197 339 80	1 655	1 805	2 545	3 220	3 834
dB U-enclosure incl. leg. Black fine struct. For desk 1400x800	45.7	197 340 80	1 757	1 917	2 709	3 433	4 092
dB U-enclosure incl. leg. Black fine struct. For desk 1600x800	46.5	197 341 80	1 879	2 053	2 907	3 689	4 403



### DB H-ENCLOSURE WITHOUT DESK

Complete H-format enclosure for one workplace. Legs and connector included. Desk not included. Add dB accessories. For enclosures with a front screen wider than 1200 mm, fabric must be used that is compatible with wide floor screens, see p. 10. Wallheight, incl. legs, is 1565 mm.

Description, WxHxD	Kg	Art no	Price A	Price B	Price C	Price D	Price E
dB H-enclosure incl. leg. Black fine struct. For desk 1200x800		197 354 80	2 507	2 749	3 973	5 078	6 081
dB H-enclosure incl. leg. Black fine struct. For desk 1400x800	67.7	197 350 80	2 609	2 863	4 138	5 291	6 340
dB H-enclosure incl. leg. Black fine struct. For desk 1600x800	68.9	197 351 80	2 731	2 999	4 334	5 547	6 650



### DB U-ENCLOSURE WITH INTEGRATED DESK

Complete U-format enclosure with integrated desk for one workplace. The desk is height adjustable. Desktop made from laminate or Abstracta's in-house developed Strata sound absorbing board with a linoleum surface. Four concealed electric outlets per workplace. For enclosures with a front screen wider than 1200 mm, fabric must be used that is compatible with wide floor screens, see p. 10. Add dB accessories. Wall height, incl. legs, is 1565 mm.

Description, WxHxD	Kg	Art no	Price A	Price B	Price C	Price D	Price E
dB U-enc /w elec desk 1200x800 Black fittgs RAL 9005 fin str. White laminate top	97.0	197 344 80	3 804	3 953	4 693	5 368	5 983
dB U-enc /w elec desk 1200x800 Black fittgs RAL 9005 fin str. Strata linoleum any colour	97.0	197 344 85	4 542	4 691	5 431	6 106	6 721
dB U-enc /w elec desk 1400x800 Black fittgs RAL 9005 fin str. White laminate top		197 345 80	3 906	4 066	4 858	5 582	6 241
dB U-enc /w elec desk 1400x800 Black fittgs RAL 9005 fin str. Strata linoleum any colour	100.0	197 345 85	4 644	4 804	5 596	6 320	6 979
dB U-enc /w elec desk 1600x800 Black fittgs RAL 9005 fin str. White laminate top	103.5	197 346 80	4 027	4 202	5 055	5 838	6 551
dB U-enc /w elec desk 1600x800 Black fittgs RAL 9005 fin str. Strata linoleum any colour	103.5	197 346 85	4 766	4 940	5 794	6 576	7 290






## DB S-ENCLOSURE WITH INTEGRATED DESK

Complete S-format enclosure with integrated desk for two workplaces. The desk is height adjustable. Desktop made from laminate or Abstracta's in-house developed Strata sound absorbing board with a linoleum surface. Four concealed electric outlets per workplace. For enclosures with a front screen wider than 1200 mm, fabric must be used that is compatible with wide floor screens, see p. 10. Add dB accessories. Wall height, incl. legs, is 1565 mm.


Description, WxHxD	Kg	Art no	Price A	Price B	Price C	Price D	Price E
dB S-enc /w elec desk 1200x800 Black fittgs RAL 9005 fin str. White laminate top	197	347 80	7 007	7 199	7 351	8 013	8 283
dB S-enc /w elec desk 1400x800 Black fittgs RAL 9005 fin str. White laminate top	197	348 80	7 212	7 420	7 836	8 655	9 069
dB S-enc /w elec desk 1400x800 Black fittgs RAL 9005 fin str. Strata linoleum any colour	197	348 85	8 694	8 901	9 318	10 136	10 551
dB S-enc /w elec desk 1600x800 Black fittgs RAL 9005 fin str. White laminate top	197	349 80	7 534	7 782	8 370	9 362	9 931
dB S-enc /w elec desk 1600x800 Black fittgs RAL 9005 fin str. Strata linoleum any colour	197	349 85	8 908	9 131	9 851	10 842	11 412



## DB CONNECTIONS

To connect two dB single screens together to form a folding wall, you must purchase connectors for each joint. Choose white or black connectors. WB= Whiteboard (connector to be used between fabric/cork screen and whiteboard screen).

Description, WxHxD	Kg	Art no	Price A	Price B	Price C	Price D	Price E
dB 2-way connection kit Black RAL 9005 fin. str. str. for floor screen	0.1	197 360 80	17				
dB WB 2-way connection kit Black RAL 9005 fin. str.	0.2	197 363 80	74				



## DB ACCESORIES

Personalise your dB unit using accessories that provide space for photos, magazines, plants, and other items.

Description, WxHxD	Kg	Art no	Price A	Price B	Price C	Price D	Price E
dB Pen shelf 1400 mm Black	5.5	197 369 80	141				
dB Pen shelf 1600 mm Black	6.2	197 370 80	156				
dB Pen shelf 1800 mm Black	7.1	197 371 80	172				
dB Pen shelf 2000 mm Black	7.8	197 372 80	187				
dB Magazine rack Black	0.8	197 375 80	77				
dB Pot Black	1.5	197 376 80	150				
Artemide Tolomeo lamp Black		197 377 00	517				
dB Clothes hanger Black	1.0	197 378 80	103				
dB wheels for flr. screen	1.0	197 379 00	177				


## dB MODULSOFFA

Design Thomas Bernstrand. The vision with dB is to create a screen system that acts as subtle scenography for open office environments, made to be brought to life by the people that work there. The range has now been supplemented with functional modular sofas that can be built in ringed or straight shapes that expand the acoustic area of the space. The modules can be easily added to existing dB pillars, but also well on their own as separate pieces of seating furniture. Create a sense of seclusion using modular sofas to form a sort of box. Add to your dB unit as your room needs change! The product is filled with sound absorbing fabric offcuts sourced from Abstracta's own factory in Lammhult.




## DB RECTANGULAR POUFFE

Freestanding, rectangular pouffes that can be assembled to form a variety of seating configurations. The single module is used as an end module and is available both with and without power sockets. Augment your seating area with extender modules, which come with a connector that allows you to connect modules on the short sides and at the corners of the long sides of your arrangement. The only thing limiting how you connect and reconnect units is your imagination!



Description, WxHxD	Kg	Art no	Price A	Price B	Price C	Price D	Price E
dB Pouffe 800x450x465 Single	17.9	197 315 00	573	635	673	773	1 036
dB Pouffe 800x450x465 Single with power socket	18.1	197 315 01	632	695	733	833	1 096
dB Pouffe 800x450x465 Additional	18.1	197 315 10	601	664	703	803	1 065
dB Pouffe 800x450x465 Additional with power socket	18.4	197 315 11	662	724	763	862	1 125



Price A	Price B	Price C	Price D	Price E
Salsa	Medley Event Screen+ Mica Just Tonal	Blazer Focus Melange Focus	Synergy Synergy 170 Xtreme CS Crisp Harper Prime	Crisscross Galaxy Floyd Zero Atom Re-Wool

## DB 120 DEGREE POUFFE

Freestanding, rounded modular pouffes with a 120 degree bend that are perfect for building a seating area around dB Pillar or creating freestanding seating furniture. The single module is to be used as an end module. Augment your seating area with extender modules, which come with a connector that allows you to connect modules on the short sides and at the corners of the long sides. The only thing limiting how you connect and reconnect units is your imagination!



Description, WxHxD	Kg	Art no	Price A	Price B	Price C	Price D	Price E
dB Pouffe 120gr Single	22.1	197 315 20	675	749	795	912	1 222
dB Pouffe 120gr Single with power socket	22.4	197 315 21	735	809	854	972	1 282
dB Pouffe 120gr Additional	23.4	197 315 30	704	779	824	942	1 251
dB Pouffe 120gr Additional with power socket	23.7	197 315 31	764	839	884	1 001	1 311

## DB MODULAR SOFA U-BOX

Modular sofa with sound absorbing screen walls in a U-shape. U-box single is to be used either for freestanding modules or as an end module for assembled U-boxes. Choose the extender module to "expand" with the remaining modules. With or without power sockets.

Description, WxHxD	Kg	Art no	Price A	Price B	Price C	Price D	Price E
dB Modular sofa, U-encl. single 860x620x1500	51.2	197 315 40	2 050	2 365	3 143	3 918	4 795
dB Modular sofa, U-encl. single 860x620x1500 with power socket	51.5	197 315 41	2 109	2 424	3 203	3 978	4 855
dB Modular sofa, U-encl. extender 860x620x1500	42.0	197 315 50	1 623	1 892	2 430	2 990	3 672
dB Modular sofa, U-encl. Extender 860x620x1500 with power socket	42.2	197 315 51	1 713	1 981	2 519	3 079	3 761

## DB MODULAR SOFA H-BOX

Modular sofa with sound absorbing screen walls in an H-shape with 2 sofas. The single version is to be used either for freestanding modules or as an end module for assembled H-boxes. Choose the extender module to "expand" with the remaining modules. With or without power sockets.

Description, WxHxD	Kg	Art no	Price A	Price B	Price C	Price D	Price E
dB Modular sofa, H-encl. single 860x1210x1500	76.6	197 315 60	3 047	3 472	4 530	5 619	6 954
dB Modular sofa, H-encl. single 860x1210x1500 with power socket	78.1	197 315 61	3 167	3 591	4 650	5 739	7 074
dB Modular sofa, H-encl. extender 860x1210x1500	63.6	197 315 70	2 467	2 822	3 519	4 285	5 328
dB Modular sofa, H-encl. extender 860x1210x1500 with power socket	63.8	197 315 71	2 587	2 941	3 638	4 405	5 447

## DB MODULAR SOFA

Modular sofa without separating screen wall. The single version is to be used either for freestanding modules or as an end module for assembled sofas. Choose the extender module to "expand" with the remaining modules. The double module has a seat on either side of the back. With or without power sockets.

Description, WxHxD	Kg	Art no	Price A	Price B	Price C	Price D	Price E
dB Modular sofa 800x480x1500 single with back	29.0	197 317 10	1 198	1 420	1 716	2 061	2 548
dB Modular sofa 800x480x1500 sgl. /w back and power socket	29.3	197 317 11	1 258	1 480	1 776	2 120	2 608
dB Modular sofa 800x480x1500 Expansion with back		197 317 20	1 227	1 449	1 746	2 091	2 578
dB Modular sofa 800x480x1500 Expansion with back	30.8	197 317 21	1 287	1 510	1 806	2 150	2 637
dB Modular sofa 800x930x1500 double with back	46.9	197 317 30	1 769	1 928	2 186	2 431	2 656
dB Modular sofa 800x930x1500 dbl. /w back and power socket	46.5	197 317 31	1 888	2 048	2 306	2 551	2 776
dB Modular sofa 800x930x1500 Extender double with back	47.5	197 317 40	1 828	1 988	2 245	2 491	2 715
dB Modular sofa 800x930x1500 Extender double with back with power socket	48.0	197 317 41	1 948	2 107	2 365	2 610	2 834

## dB PILLAR

Design Thomas Bernstrand. In architecture, the pillar plays a load-bearing role. With his new product for Abstracta, award-winning designer Thomas Bernstrand explores the potential of the pillar to add value and function to a space. The dB Pillar is filled with sound-absorbing waste fabric from Abstracta's factory in Lammhult. As a result, the product contributes to Abstracta's long-term goal of achieving a circular production process. dB Pillar is characterised by the same level of simplicity and playfulness as the other products in the dB series. dB Pillar is available as a desk, pallet and pillar with various functions and appearances, e.g. newspaper rack with planter on top.



### DB PILLAR

This innovative pillar is 1930 mm tall and is available in three models with magazine rack, clothes hooks, or a whiteboard. All models have a flowerpot on top. The 700mm tall pillar is available with a flowerpot or waste paper basket. The 1100mm tall pillar has a flowerpot on top. Fabric must be selected for all pillars (2/3 of pillars with whiteboard are made up of fabric). For information about pens and whiteboard accessories, see the final page of the price list (PDF version - [click here](#)).



Description, WxHxD	Kg	Art no	Price A	Price B	Price C	Price D	Price E
dB Pillar 470x1930 With magazine rack	36.8	197 310 10	1 624	1 748	1 904	2 059	2 369
dB Pillar 470x1930 With e3 whiteboard	38.0	197 310 20	1 919	1 981	2 059	2 137	2 525
dB Pillar 470x1930 With clothes hooks	36.4	197 310 30	1 624	1 748	1 904	2 059	2 369
dB Pillar 470x700 /w flwr. pot	20.5	197 311 00	1 033	1 078	1 133	1 189	1 300
dB Pillar 470x700 With waste paper basket	13.0	197 311 10	1 033	1 078	1 133	1 189	1 300
dB Pillar 470x1100 With flowerpot	23.2	197 312 00	1 181	1 252	1 341	1 429	1 772

Price A	Price B	Price C	Price D	Price E
Dox Salsa	Cara Lucia Medley Event Screen+ Carlow Mica Just Tonal	Blazer Focus Melange Focus Blazer Lite Era 170 Twist Twist Melange	Synergy Synergy 170 Xtreme CS Crisp Harper Prime	Divina Crisscross Galaxy Floyd Zero Atom Re-Wool



### DB PILLAR DESK

Desk with pillar-shaped foot with associate stools (purchased separately). The desk is available in two heights and include an integrated electric outlet. The desktop comes in black linoleum as standard. Fabrics must be selected for all models. Upon request, the stools may be made using different fabric on the seat and pillar (same fabric used as standard). A black wooden knob sits on top of the stool, acting as a handle. There are also three others on the pillar from which items can be hung, e.g. a bag.



Description, WxHxD	Kg	Art no	Price A	Price B	Price C	Price D	Price E
dB Pillar desk 850x720	42.0	197 311 20	1 476	1 521	1 576	1 632	1 743
dB Pillar desk 850x1070	52.1	197 312 20	1 624	1 717	1 834	1 950	2 017
dB Pelare Pallet 375x500	6.8	197 313 00	490	536	579	695	927

### DB FLOWER TRELLIS

Black painted metal flower pillar. The bottom section enables planting of creepers that climb against the black trellis. Can be assembled without tools.



Description, WxHxD	Kg	Art no	Price A	Price B	Price C	Price D	Price E
dB Flower Trellis 420x1600 Black	11.2	197 314 00	704				

## DOMO

Design Stefan Borselius. Domo is an extraordinary sound-absorbing, acoustic system. The product family is framed by elegant bevelling that comes to the forefront when the various different products are combined with each other.



### DOMO FLOOR SCREEN

Domo freestanding floor screen with rounded corners. Height 1450 or 1650 mm. NB Screens wider than 1264 mm require fabric that can handle wide screens, see p. 10. Polished aluminium legs (pair) included are increase height by 50 mm.

Description, WxHxD	Kg	Art no	Price A	Price B	Price C	Price D	Price E
Domo floor scr., freestanding round corners 864x1400x40	14.0	182 600 00	662	708	762	989	1 197
Domo floor scr., freestanding round corners, 1064x1400x40	16.3	182 610 00	762	816	878	1 139	1 379
Domo floor scr., freestanding round corners, 1264x1400x40	18.5	182 620 00	894	956	1 031	1 339	1 621
Domo floor scr., freestanding round corners, 1464x1400x40	19.0	182 630 00	1 019	1 091	1 294	1 681	2 034
Domo floor scr., freestanding round corners, 1664x1400x40	20.0	182 640 00	1 167	1 249	1 481	1 925	2 329
Domo floor scr., freestanding round corners, 864x1600x40	15.5	182 650 00	762	816	878	1 139	1 379
Domo floor scr., freestanding round corners, 1064x1600x40	18.0	182 660 00	852	911	982	1 278	1 545
Domo floor scr., freestanding round corners, 1264x1600x40	19.0	182 670 00	978	1 044	1 125	1 463	1 771
Domo floor scr., freestanding round corners, 1464x1600x40	20.0	182 680 00	1 167	1 249	1 481	1 925	2 329

Price A	Price B	Price C	Price D	Price E
Dox	Cara	Blazer	Synergy	Crisscross
Salsa	Lucia	Focus Melange	Synergy 170	Europost
	Hush	Focus	Main Line Flax	Galaxy
	Medley	Blazer Lite	Xtreme CS	Hallingdal 65
	Event Screen+	Era 170	Step	Steelcut Trio
	Carlow	Twist	Step Melange	Floyd
	Mica	Twist Melange	Crisp	Divina 3
	Just	Remix Screen	Remix	Divina Melange
	Tonal	Soul	Floyd Screen	Hero
		Soul Melange	Harper	Vidar 4
		Repetto	Prime	Debut
		Cura		Rami
				Romsdal
				Bardal
				Amdal
				Zero
				Atom
				Re-Wool
				Breeze Fusion

### DOMO U-ENCLOSURE

Complete U-format floor enclosure, including legs, for one workplace. Desk not included. Requires fabric that can handle wide floor screens, see p. 10. Leg height: 45mm.



Description, WxHxD	Kg	Art no	Price A	Price B	Price C	Price D	Price E
Domo Flr. Encl., U-encl. H:1450 (for desk 1400x800) incl. legs	182 250 00	3 054	3 541	4 205	5 090	6 860	
Domo Flr. Encl., U-encl. H:1450 (for desk 1600x800) incl. legs	182 250 10	3 202	3 541	4 385	5 294	7 113	
Domo Flr. Encl., U-encl. H:1650 (for desk 1400x800) incl. legs	182 250 20	3 335	3 835	4 517	5 427	7 245	

### DOMO H-ENCLOSURE

Complete H-format floor enclosure, including legs, for two workplaces. Desk not included. Requires fabric that can handle wide floor screens, see p. 10. Leg height: 45mm.



Description, WxHxD	Kg	Art no	Price A	Price B	Price C	Price D	Price E
Domo Flr. Encl. H-encl. H:1450 (for desk 1400x800) incl. legs	182 253 00	5 781	6 538	7 387	8 949	11 702	
Domo Flr. Encl. H-encl. H:1450 (for desk 1600x800) incl. legs	182 253 10	6 070	6 840	7 707	9 294	12 095	
Domo Flr. Encl. H-encl. H:1650 (for desk 1400x800) incl. legs	182 253 20	6 334	7 105	7 972	9 558	12 360	

### DOMO DESK SCREEN ROUNDED CORNERS

Desk screen with rounded corners. The fittings work on straight and bevelled desk edges



Description, WxHxD	Kg	Art no	Price A	Price B	Price C	Price D	Price E
Domo desk screen, front, rnd not connectable, (for desk 1200), 1264x650x40	11.0	182 340 00	502	537	578	867	1 049
Domo desk screen, front, rnd not connectable, (for desk 1400), 1464x650x40	12.5	182 350 00	554	593	637	956	1 156
Domo desk screen, front, rnd not connectable, (for desk 1600), 1664x650x40	14.0	182 360 00	581	621	668	1 002	1 212
Domo desk screen, front, rnd not connectable, (for desk 1800), 1864x650x40	16.0	182 370 00	615	659	711	1 064	1 288
Domo desk screen, front, rnd not connectable, (for desk 2000), 2064x650x40	18.0	182 380 00	648	699	754	1 129	1 366

### DOMO DESK SCREEN STRAIGHT CORNERS

Desk screen with straight corners. The fittings work on straight and bevelled desk edges



Description, WxHxD	Kg	Art no	Price A	Price B	Price C	Price D	Price E
Domo desk screen, front, str. (for desk 1200) 1275x650x40	11.0	182 460 00	502	537	578	867	1 049
Domo desk screen, front, str. (for desk 1400) 1475x650x40	12.5	182 470 00	554	593	637	956	1 156
Domo desk screen, front, str. (for desk 1600) 1675x650x40	14.0	182 500 00	581	621	668	1 002	1 212
Domo desk screen, front, str. (for desk 1800) 1875x650x40	16.0	182 510 00	615	659	711	1 064	1 288

### DOMO DESK FITTINGS

Supplied in pairs, polished aluminium.



Description, WxHxD	Kg	Art no	Price A	Price B	Price C	Price D	Price E
Domo desk fittings set polished aluminium for desk max t=45mm	0.4	182 910 06	76				

### DOMO DESK SCREEN ENCLOSURE

Complete enclosure including desk fittings, for one workplace. Desk not included.



Description, WxHxD	Kg	Art no	Price A	Price B	Price C	Price D	Price E
Domo Dsk Scr Encl H:650 (for desk 1200x800)		182 254 00	1 631	1 682	1 710	1 744	1 781
Domo Dsk Scr Encl H:650 (for desk 1400x800)		182 254 10	1 733	1 788	1 818	1 818	1 855
Domo Dsk Scr Encl H:650 (for desk 1600x800)		182 254 20	1 845	1 904	1 935	1 977	2 021
Domo Dsk Scr Encl H:650 (for desk 1800x800)		182 254 30	2 447	2 537	2 582	2 645	2 709





## DOMO ACCESSORY LIST


Domo desk screen can be supplemented with a accessory rail in white painted metal. Cannot be retrofitted, must be purchased together with the screen. Select "Toolbar accessories" if you want to hang it on the rail! These are made from white ABS plastic and can be hung at two levels. There is a pen holder, large shelf, and a small shelf. Both shelves have holes for routing cables. It is not recommended that this rail is used with computer monitors.

Description, WxHxD	Kg	Art no	Price A	Price B	Price C	Price D	Price E
Domo accessory rail L=1264 white RAL 9016 suitable for width 1400		182 790 08	130				
Domo accessory rail L=1464 mm white RAL 9016 suitable for width 1600		182 790 18	133				
Domo accessory rail L=1664 white RAL 9016 suitable for width 1800		182 790 28	135				

## ACCESSORIES



Description, WxHxD	Kg	Art no	Price A	Price B	Price C	Price D	Price E
Toolbar accessory wide shelf, white 380x55x40	0.5	182 790 01	48				
Toolbar accessory narrow shelf, white 280x25x90	0.2	182 790 02	39				
Toolbar accessory pen cup, white 90x110x90	0.2	182 790 03	39				
Toolbar accessory complete 3-pack components	0.8	182 790 11	94				



Right Assembled

## DOMO WALL BOOTH

Domo sound absorbing wall booth ideal for environments where there is a need to escape for an undisturbed, temporary environment. The booth is available in both left and right-hand variants. Shelf in white painted MDF. Walls and ceilings are made from a fabric-covered wooden frame with sound absorbing filling. Available in a version with lighting recessed in the inner ceiling of the enclosure. Mounted on concealed suspension fittings.

Description, WxHxD	Kg	Art no	Price A	Price B	Price C	Price D	Price E
Domo wall encl., left 1155x790x665 Without lighting	42.0	182 990 00	1 859	1 990	2 186	2 841	3 438
Domo wall encl., right 1155x790x665 without lighting	42.0	182 980 00	1 859	1 990	2 186	2 841	3 438



Left Assembled


### DOMO WALL BOOTH WITH LIGHTING

Domo wall booth with lighting. LED lighting is recessed in ceiling.

Description, WxHxD	Kg	Art no	Price A	Price B	Price C	Price D	Price E
Domo wall encl., left 1155x790x665 incl. lighting	42.0	182 991 00	2 080	2 210	2 405	3 061	3 705
Domo wall encl., right 1155x790x665 Incl. Lighting	42.0	182 981 00	2 080	2 210	2 405	3 061	3 705

## DOMO WALL

Design Stefan Borselius. Domo's elegance is fully evident when several panels are combined together on a wall. A beautiful interplay between light and shade is created when the bevelled edges meet each other.



### DOMO WALL

Domo Wall is a wall-mounted sound absorber with bevelled edges. Available in rectangular and square-shaped performances and can be fitted horizontally or vertically, which means you can build symmetrical or asymmetrical pattern formations. The wall absorbent is hung using concealed suspension fittings.

Description, WxHxD	Kg	Art no	Price A	Price B	Price C	Price D	Price E
Domo wall absorber straight corners 600x600x34	3.5	182 900 00	289	309	334	466	563
Domo wall absorber straight corners 1200x600x34	6.5	182 910 00	368	394	422	593	716
Domo wall absorber straight corners 1200x1200x34	9.5	182 920 00	503	538	580	811	981

Price A	Price B	Price C	Price D	Price E
Dox	Cara	Blazer	Synergy	Crisscross
Salsa	Lucia	Focus Melange	Synergy 170	Europost
	Hush	Focus	Main Line Flax	Galaxy
	Medley	Blazer Lite	Xtreme CS	Hallingdal 65
	Event Screen+	Era 170	Step	Steelcut Trio
	Carlow	Twist	Step Melange	Floyd
	Mica	Twist Melange	Crisp	Divina 3
	Just	Remix Screen	Remix	Divina Melange
	Tonal	Soul	Floyd Screen	Hero
		Soul Melange	Harper	Vidar 4
		Repetto	Prime	Debut
		Cura		Rami
				Romsdal
				Bardal
				Amdal
				Zero
				Atom
				Re-Wool
				Breeze Fusion

Design Runa Klock & Hallgeir Homstvedt. The new Holly acoustic lighting is sculptural, mysterious, and plays with the contrasts between light, reflection, and shadow. The product is good at absorbing low frequency sound. Available in two versions; horizontal and vertical, with or without lighting.

A modern interior scene featuring a light-colored sofa, a patterned vase, a small table with a bottle and glass, and a large, illuminated, spherical pendant light fixture against a dark, vertically striped wall.

Description, WxHxD	Kg	Art no	Price A	Price B	Price C	Price D	Price E
Holly vertical lamp	11.2	191 801 10	2 759				
Holly vertical absorber (without light globes)	9.6	191 801 11	2 759				

## A cluster of nine spherical pendant lights, two of which are illuminated, hanging from a black cord. The lights are arranged in a loose, organic pattern. The two lit spheres are a bright, warm white, while the seven unlit spheres are a dark, textured brown. The background is a plain, light color.

Description, WxHxD	Kg	Art no	Price A	Price B	Price C	Price D	Price E
Holly horizontal lamp	12.6	191 801 20	3 449				
Holly horizontal absorber (without light globes)	10.9	191 801 21	3 449				





## LILY

Design Runa Klock & Hallgeir Homstvedt. Lily brings a whole new perspective on the acoustic products that are often in the nature of something that is added to an interior to solve noise problems. With Lily, the designers have instead created a lamp where the sound dampening function is integrated without disturbing neither the shape of the object nor the experience of the room. Lily can be ordered with or without DALI control.



### LILY 1200

Sound absorbing lamp (diameter 1200 mm), with or without lighting. The LED light fitting is dimmable. For a list of recommended dimmers, see the installation instructions on the website. 230V, 900-1100 Lumens, 2700 Kelvin, diffusion angle 110 degrees. The core is available in white polyester or Hampa, which is made from hemp and starch. Ceiling anchor included. Wires 6 m long. Electrical cable is 6 m long.

Description, WxHxD	Kg	Art no	Price A	Price B	Price C	Price D	Price E
Lily Lamp Incl Lighting 1200x61 White core	11.0	191 900 02	1 476	1 561	1 801	1 993	2 295
Lily Absorber Without Lighting 1200x61 White core	8.5	191 900 03	1 398	1 483	1 723	1 916	2 217
Lily Lampa incl. lighting DALI 1200x61 white core	10.0	191 900 42	1 642	1 728	1 967	2 160	2 460
Lily Lamp Incl Lighting 1200x61 Hampa core	10.0	191 900 12	1 721	1 772	2 044	2 263	2 605
Lily Absorber Without Lighting 1200x61 Hampa core	8.5	191 900 13	1 643	1 684	1 956	2 175	2 517
Lily Lamp Incl. DALI Lighting 1200x61 Hemp core	10.0	191 900 52	1 887	1 939	2 211	2 429	2 760



### LILY 900

Sound absorbing lamp (diameter 900 mm), with or without lighting. The LED light fitting is dimmable. For a list of recommended dimmers, see the installation instructions on the website. 230V, 900-1100 Lumens, 2700 Kelvin, diffusion angle 110 degrees. The core is available in white polyester or Hampa, which is made from hemp and starch. Ceiling anchor included. Wires 6 m long. Electrical cable is 6 m long.

Description, WxHxD	Kg	Art no	Price A	Price B	Price C	Price D	Price E
Lily Lamp Incl Lighting 900x61 White core	6.4	191 900 04	1 373	1 406	1 634	1 818	2 058
Lily Absorber Without Lighting 900x61 White core	5.6	191 900 05	1 294	1 327	1 556	1 739	1 979
Lily Lamp incl lighting DALI Price group C 900x61 white core	6.4	191 900 44	1 539	1 572	1 801	1 984	2 223
Lily Lamp Incl Lighting 900x61 Hampa core	6.4	191 900 14	1 563	1 596	1 855	2 064	2 335
Lily Absorber Without Lighting 900x61 Hampa core	5.6	191 900 15	1 485	1 507	1 767	1 975	2 248
Lily Lamp Incl. DALI Lighting 900x61 Hemp core	6.4	191 900 54	1 729	1 763	2 022	2 230	2 491

Price A	Price B	Price C	Price D	Price E
Snow White Soundfelt VF	Blazer Focus Focus Melange Hush	Soul Soul Melange	Synergy	Europost Luna Divina 3 Divina Melange Hero

## MY HIVE

Design Poul Christiansen. Innovative MyHive stylishly integrates desktop and screen into a complete workstation. MyHive is available in either 90 or 120 degree modules in 3 versions; height adjustable table top, fixed table top (three fixed positions), or as a sofa. Concealed cable routing for a cleaner appearance, cables are kept hidden by using a smart zipper function. The body of the screen consists of a wooden frame with sound absorbing filling. Screen thickness: 50 mm. Worktop height above floor 730 mm, (Adjustable worktop: Min. 685 mm Max. 1185 mm).



### MY HIVE WORKSTATION 120

120-degree tabletop or sofa integrated with the sound absorbent screens. Cables and the tabletop's height adjustment mechanism are concealed in the screen. Depth: 805 mm.




Description, WxHxD	Kg	Art no	Price A	Price B	Price C	Price D	Price E
My Hive Workstation 120 g height adjustable, white top 2010x1350	101.8	112 500 00	3 079	3 573	3 784	4 838	6 132
My Hive workstation 120 g height-adjustable, black desk 2010x1350	101.8	112 500 80	3 079	3 573	3 784	4 838	6 132
My Hive Workstation 120 g fixed white desk 2010x1350	67.0	112 550 00	2 082	2 576	2 786	3 507	4 432
My Hive workstation 120 g fixed black desk 2010x1350	67.0	112 550 80	2 082	2 576	2 786	3 507	4 432
My Hive sofa 120 g 2010x1350	69.0	112 560 00	4 399	4 892	5 103	6 157	7 451
My Hive sofa 120 g electric socket, left 2010x1350	59.0	112 570 00	4 733	5 227	5 437	6 493	7 855
My Hive sofa 120 g electric socket, right 2010x1350	69.0	112 580 00	4 733	5 227	5 437	6 493	7 855

### MY HIVE WORKSTATION 90

90-degree tabletop or sofa integrated with the sound-absorbent screens. Cables and the tabletop's height adjustment mechanism are concealed in the screen. Depth: 810 mm.



Description, WxHxD	Kg	Art no	Price A	Price B	Price C	Price D	Price E
My Hive Workstation 90 g height adjustable, white top 1610x1350	107.5	112 520 00	3 079	3 573	3 784	4 838	6 132
My Hive workstation 90 g height adjustable, black desk 1610x1350	107.5	112 520 80	3 079	3 573	3 784	4 838	6 132
My Hive workstation 90 g fixed white desk 1610x1350	72.7	112 600 00	2 082	2 576	2 786	3 507	4 432
My Hive workstation 90 g fixed black desk 1610x1350	72.7	112 600 80	2 082	2 576	2 786	3 507	4 432
My Hive sofa 90 g 1610x1350	82.5	112 610 00	4 399	4 892	5 103	6 157	7 451
My Hive sofa 90 g electric socket, left 1610x1350	82.5	112 620 00	4 733	5 227	5 437	6 493	7 855
My Hive sofa 90 g electric socket, right 1610x1350	82.5	112 630 00	4 733	5 227	5 437	6 493	7 855



Price A	Price B	Price C	Price D	Price E
Dox*	Cara*	Blazer	Synergy	Crisscross
Salsa	Lucia*	Focus Melange	Synergy 170	Galaxy
	Medley	Focus	Xtreme CS	Floyd
	Event Screen+	Blazer Lite*	Crisp	Zero
	Carlow*	ERA 170*	Harper	Atom
	Mica	Twist*	Prime	Re-Wool
	Just	Twist Melange*		
	Tonal			

\* = Not compatible with My Hive sofa unit

SAHARA

Design Gabriel Tan. In Sahara, it is the material itself that speaks, or rather whispers. Waste material from cork production is a malleable natural material that is ideally suited for creating sound diffusing shapes on wall panels. The panels are as simple as they are spontaneous, and a perfect starting point for forming patterns of various kinds. The possibilities range from geometrically strict patterns to vibrant and alternating formations such as sand dunes. It was the similarity between the texture of cork and sand that gave the designer the spark of inspiration he was looking for.




SAHARA WALL PANEL

Cork wall panel. Fitted on concealed wall fittings. Wall fittings included.




Description, WxHxD	Kg	Art no	Price A	Price B	Price C	Price D	Price E
Sahara 4-pack 450x450x60 Natural cork	5.2	187 700 00	615				



## SCALA

Design Anya Sebton. Scala is a perfect yet simple interplay between material and form, making the product ideal for use on large surfaces. Its form is inspired by corrugated sheet metal, being based on sinus curves that create natural air gaps behind the product that, in turn, deliver a product with better absorption characteristics. The sinus curve gives the product a larger absorbing surface that if it had been completely flat. The modules are moulded panels that contain a sound-absorbing, fire-class core that can be upholstered with fabric. The product is partly made from recycled PET. Fabrics from price groups A and B are available in both a 3-pack and a 10-pack. Other fabrics are only available in a 10-pack. Floor screens, table screens, and suspended panels have fabric on both sides.



### SCALA FLOOR SCREEN

The screens are upholstered on both sides of a die-cast, sound absorbing core, made from recycled waste fabric. A steel tube stand holds the screen in place and emphasises the spontaneous design. The stand is available in black lacquer. Height quoted includes foot.



Description, WxHxD	Kg	Art no	Price A	Price B	Price C	Price D	Price E
Scala floor screen Black frame 603x1650x60	13.0	190 562 80	1 089	1 195	1 463	1 570	1 677
Scala floor screen Black frame 905x1650x60	21.0	190 561 80	1 859	1 966	1 975	2 602	2 786
Scala floor screen Black frame 1207x1650x60	24.2	190 560 80	1 926	2 042	2 516	2 706	2 896

Price A	Price B	Price C	Price D	Price E
Snow White Soundfelt VF	Blazer Focus Focus Melange	Soul Soul Melange	Synergy	Europost Luna Divina 3 Divina Melange Hero



### SCALA DESK SCREEN

The screens are upholstered on both sides. A steel tube stand holds the screen in place and emphasises the spontaneous design. The modules are made from a die-cast sound absorbing material. The stand is available in black lacquer. Fittings included.

Description, WxHxD	Kg	Art no	Price A	Price B	Price C	Price D	Price E
Scala desk screen Black frame 758x605x60	6.3	190 570 80	880	965	1 179	1 263	1 348
Scala desk screen Black frame 1207x605x60	10.0	190 571 80	1 234	1 360	1 673	1 799	1 927
Scala desk screen Black frame 1358x605x60	11.1	190 572 80	1 270	1 398	1 719	1 848	1 977
Scala desk screen Black frame 1509x605x60	12.4	190 573 80	1 303	1 436	1 766	1 897	2 030
Scala desk screen Black frame 1810x605x60	15.0	190 574 80	1 494	1 645	2 025	2 177	2 328



### SCALA MOBILE TABLE SCREEN

A mobile table screen that, thanks to an integrated handle, can be moved from one table to another. Perfect to temporarily split up a large shared desk space. Black feet. Available in widths of 603, 754, and 1207 mm.

Description, WxHxD	Kg	Art no	Price A	Price B	Price C	Price D	Price E
Scala mobile desk screen black foot 603x509x60	3.9	190 580 80	657	707	835	886	936
Scala mobile desk screen black foot 754x509x60	5.0	190 581 80	825	883	1 031	1 090	1 158
Scala mobile desk screen black foot 1207x509x60	8.1	190 582 80	1 009	1 083	1 268	1 348	1 417



### SCALA SUSPENDED / BAFFLE

Vertically suspended screen modules covered with fabric on both sides. Mounted in the ceiling via a discreet wire that is attached in the upper edge of the module end, suspension fitting is black. Suspension fitting and wire kit included.

Description, WxHxD	Kg	Art no	Price A	Price B	Price C	Price D	Price E
Scala, suspended vertical 1207x1600x60	12.7	190 590 00	1 583	1 664	2 069	2 231	2 607
Scala Baffle vertical 1207x400x60	3.8	190 593 00	525	578	711	770	828






## SCALA CEILING

The ceiling hung version of Scala prevents sound waves from continuing upwards in the room, contributing to a more pleasant acoustic landscape in, for example, office or restaurant environments. Includes wire kit for adjustable hanging. LED lighting 3000 Kelvin, 1840 lumen. A dimmer kit is available as an optional extra. DALI light control is available to purchase separately. Soundflet VF material is compliant with fire resistance requirement B-S1,d0 in accordance with EN13501. Wire/electric cable length: 3 m.

Description, WxHxD	Kg	Art no	Price A	Price B	Price C	Price D	Price E
Scala ceiling absorber incl wire kit 1600x1207x60	13.0	190 540 00	1 038	1 091	1 348	1 449	1 549
Scala ceiling absorber incl. lighting in black stained ash, 1600x1207x60	15.0	190 550 80	1 470	1 537	1 865	1 992	2 110
Scala ceiling absorber incl. lighting in white stained ash, 1600x1207x60	15.0	190 550 90	1 470	1 537	1 865	1 992	2 119
Scala lux Dimmer Kit Transmitter & Receiver	0.7	190 551 00	372				
Scala accessory DALI		190 551 01	167				



## SCALA WALL PANEL

Wall absorber with upholstered exterior. The wall absorber is fitted using concealed suspension fittings, which means that the panels can be hung both horizontally and vertically. NB It is recommended that a vertical air gap is left between panels that are hung horizontally. Suspension fittings included.

Description, WxHxD	Kg	Art no	Price A	Price B	Price C	Price D	Price E
Scala wall absorber vertical 1207x1600x60	12.5	190 530 00	1 004	1 056	1 314	1 413	1 514
Scala wall absorber vertical 1207x2300x60	18.0	190 536 00	1 344	1 411	1 746	1 880	2 008
Scala wall absorber horizontal 1600x1207x60	12.5	190 535 00	1 004	1 056	1 314	1 413	1 519
Scala wall absorber horizontal 2300x1207x60	18.0	190 537 00	1 344	1 411	1 746	1 880	2 014

## SCALA XL

Design Anya Sebton. "The inspiration for the design comes from Icelandic houses, where not only the roofs but also the façades are covered by corrugated sheet metal. That got me thinking of how to introduce that feature, that feeling, into an interior space," says Sebton. Scala, Abstracta's hugely popular absorber range, has evolved, including its XL version, into an upscale variant of the original model, giving an interesting impression. Scala XL is perfect for vertical mounting on a wall. Available in convex and concave forms, 2300 mm or 1600 mm tall. The core of the sound absorber is made partially from recycled polyester recovered from PET bottles. Soundfelt VF material is compliant with fire resistance requirement B-S1,d0 in accordance with EN13501. The surface of the sound absorber is customisable, available in a wide variety of fabrics and colours.



### SCALA XL CONVEX

Scala XL is perfect for vertical mounting on a wall. These convex modules are installed discreetly on a wall using invisible metal fittings in the rear of the panel (included). Available in heights of 2300 mm and 1600 mm.

Description, WxHxD	Kg	Art no	Price A	Price B	Price C	Price D	Price E
Scala XL Convex Vertical 1150x2300x90	3.0	190 552 00	1 344	1 411	1 746	1 880	2 008
Scala XL Convex Vertical 1150x1600x90	2.2	190 553 00	1 004	1 056	1 314	1 413	1 514

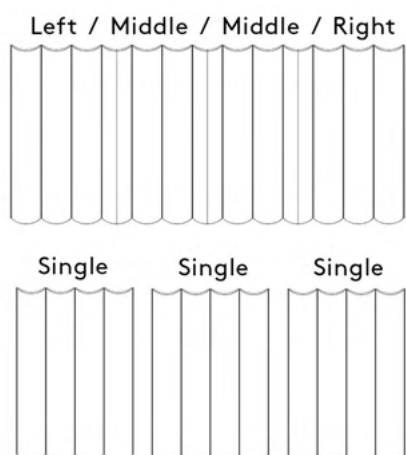
Price A	Price B	Price C	Price D	Price E
Snow White Soundfelt VF	Blazer Focus Focus Melange	Soul Soul Melange	Synergy	Europost Luna Divina 3 Divina Melange Hero



## SCALA XL CONCAVE

Scala XL is perfect for vertical mounting on a wall. These concave modules are installed discreetly on a wall using invisible metal fittings in the rear of the panel (included). NB When several modules are placed next to each other, it is important that each end of the pattern is completed by a "Right" (on the right hand end) and a "Left" (on the left hand end) module in order to produce a beautiful completion of the waveform. Between these, only fit "Centre" modules. The "Single" version is to be used when installing individual modules, i.e. where there is no adjacent panel. Available in heights of 2300 mm and 1600 mm.

Description, WxHxD	Kg	Art no	Price A	Price B	Price C	Price D	Price E
Scala XL Concave Single, vertical 1150x2300x90	3.0	190 554 00	1 344	1 411	1 746	1 880	2 008
Scala XL Concave Centre, vertical 855x2300x90	2.6	190 554 10	1 344	1 411	1 746	1 880	2 008
Scala XL Concave Right, vertical 1002x2300x90	3.0	190 554 20	1 344	1 411	1 746	1 880	2 008
Scala XL Concave Left, vertical 1002x2300x90	3.0	190 554 30	1 344	1 411	1 746	1 880	2 008
Scala XL Concave Single, vertical 1150x1600x90	2.2	190 555 00	1 004	1 056	1 314	1 413	1 514
Scala XL Concave Centre, vertical 855x1600x90	2.0	190 555 10	1 004	1 056	1 314	1 413	1 514
Scala XL Concave Right, vertical 1002x1600x90	2.2	190 555 20	1 004	1 056	1 314	1 413	1 514
Scala XL Concave Left, vertical 1002x1600x90	2.2	190 555 30	1 004	1 056	1 314	1 413	1 514



Price A	Price B	Price C	Price D	Price E
Snow White Soundfelt VF	Blazer Focus Focus Melange	Soul Soul Melange	Synergy	Europost Luna Divina 3 Divina Melange Hero

## SKY


Design Stefan Borselius. Thanks to its sculptural form, Sky delivers a radical improvement to the acoustic landscape. The shape's starting point is the sphere, which Stefan Borselius has reduced to an hourglass-like shape that forms beautiful wave patterns when the modules are combined with each other. Sky is available for both walls and ceilings.



### SKY CEILING

Sky Ceiling is easily fitted on the existing inner ceiling using magnets. Sky Ceiling consists of an in-house developed acoustic core that, when combined with Camira Xtreme CS fabric, is compliant with fire requirement B-s1, d0 in accordance with EN13501. Purchased by the module, magnets for fitting to existing inner ceiling are included. NB If your suspended ceiling does not have a magnetic supporting structure - purchase bracket item no. 190 901 00.

Description, WxHxD	Kg	Art no	Price A	Price B	Price C	Price D	Price E
Sky Ceiling 846x591x120	1.1	190 900 10	366	381	439	463	510
Sky wall/ceiling bracket	0.3	190 901 00	41				



Price A	Price B	Price C	Price D	Price E
Snow White	Blazer Focus Focus Melange Hush Xtreme CS	Soul Soul Melange	Synergy	Europost Luna Divina 3 Divina Melange Hero



### SKY WALL

Sound absorbing wall absorber modules that can be combined in creative patterns. The modules are mounted using wall fittings (included).

Description, WxHxD	Kg	Art no	Price A	Price B	Price C	Price D	Price E
Sky Wall 846x591x120 incl. wall fittings	1.1	190 900 00	356	386	439	463	506

## SOFTLINE

Softline is a classic screen system that effectively absorbs sound and creates a more pleasant acoustic environment. The screen is built on a solid wooden frame with sound-absorbing filling. Softline's extensive range leaves no screening or acoustic problem unsolved. However, if this does not suffice, the product can be adapted as necessary. No tools are required to set up the screens. The screens can be equipped with shelves and other accessories. Legs increase screen height by 50 mm. The screens can be made in other sizes upon request!



Package solution!



30



### SOFTLINE 30 FLOOR SCREEN ASSEMBLY INCL. LEGS

Complete screen set for fast delivery! Black legs included raise the height of the enclosure by 50 mm. Choose between Dox & Salsa fabric (Price group A) and Focus Melange fabric in 6 standard colours (Price group C). In order to create an enclosure around a desk, there are complete enclosure configurations in Soneo and dB series.

Description, WxHxD	Kg	Art no	Price A	Price B	Price C	Price D	Price E
Softline 30 flr. scr. incl. legs, black 800x1360x30	7.0	183 010 00	277		447		
Softline 30 flr. scr. incl. legs, black 800x1500x30	9.3	183 040 00	341		548		
Softline 30 flr. scr. incl. legs, black 800x1700x30	9.0	183 070 00	352		565		
Softline 30 flr. scr. incl. legs, black 1000x1360x30	10.0	183 020 00	299		479		
Softline 30 flr. scr. incl. legs, black 1000x1500x30	11.3	183 050 00	380		608		
Softline 30 flr. scr. incl. legs, black 1000x1700x30	12.6	183 080 00	408		654		
Softline 30 flr. scr. incl. legs, black 1200x1360x30	11.0	183 030 00	362		579		
Softline 30 flr. scr. incl. legs, black 1200x1500x30	13.2	183 060 00	446		713		
Softline 30 flr. scr. incl. legs, black 1200x1700x30	15.0	183 090 00	488		781		

Price A	Price B	Price C	Price D	Price E
Dox Salsa		Focus Melange (6 standard colours)		





30

### SOFTLINE 30 FLOOR SCREEN

Create your unique Softline using a wide range of fabrics and colours! The height size refers to screen without legs. Legs purchased separately.

Description, WxHxD	Kg	Art no	Price A	Price B	Price C	Price D	Price E
Softline 30 flr. scr. 800x1360x30	5.6	183 110 00	280	312	440	573	692
Softline 30 flr. scr. 800x1500x30	7.9	183 140 00	341	379	572	744	900
Softline 30 flr. scr. 800x1700x30	7.6	183 170 00	386	430	649	843	1 020
Softline 30 flr. scr. 1000x1360x30	8.6	183 120 00	321	356	500	649	786
Softline 30 flr. scr. 1000x1500x30	9.9	183 150 00	373	414	613	798	965
Softline 30 flr. scr. 1000x1700x30	11.2	183 180 00	420	466	690	898	1 085
Softline 30 flr. scr. 1200x1360x30	9.6	183 130 00	355	394	557	724	877
Softline 30 flr. scr. 1200x1500x30	11.8	183 160 00	406	451	657	853	1 033
Softline 30 flr. scr. 1200x1700x30	13.6	183 190 00	446	493	724	938	1 136



50

### SOFTLINE 50 FLOOR SCREEN

Create your unique Softline using a wide range of fabrics and colours! The height size refers to screen without legs. Legs purchased separately.

Description, WxHxD	Kg	Art no	Price A	Price B	Price C	Price D	Price E
Softline 50 flr scrn 800x1360x50	11.1	180 010 00	311	346	489	635	768
Softline 50 flr. scr. 1000x1360x50	12.9	180 020 00	357	395	555	721	873
Softline 50 flr. scr. 1200x1360x50	14.8	180 030 00	395	438	619	804	973
Softline 50 flr. scr. 800x1500x50	12.7	180 040 00	379	420	635	826	999
Softline 50 flr. scr. 1000x1500x50	14.5	180 050 00	414	460	681	886	1 072
Softline 50 flr. scr. 1200x1500x50	15.9	180 060 00	450	501	730	948	1 147
Softline 50 flr. scr. 800x1700x50	14.4	180 070 00	429	477	721	936	1 133
Softline 50 flr. scr. 1000x1700x50	15.5	180 080 00	467	517	766	997	1 206
Softline 50 flr. scr. 1200x1700x50	18.2	180 090 00	494	548	804	1 042	1 262

Price A	Price B	Price C	Price D	Price E
Dox	Cara	Blazer	Synergy	Crisscross
Salsa	Lucia	Focus Melange	Synergy 170	Europost
	Hush	Focus	Main Line Flax	Luna
	Medley	Blazer Lite	Xtreme CS	Galaxy
	Event Screen+	Era 170	Step	Hallingdal 65
	Carlow	Twist	Step Melange	Steelcut Trio
	Mica	Twist Melange	Crisp	Floyd
	Just	Remix Screen	Remix	Divina 3
	Tonal	Soul	Floyd Screen	Divina Melange
		Soul Melange	Harper	Hero
		Repetto	Prime	Vidar 4
		Cura		Debut
		Hint		Rami
				Romsdal
				Bardal
				Amdal
				Zero
				Atom
				Re-wool
				Breeze fusion



180 185 00



180 185 10

### FLOOR SCREEN LEG SET

Height 50 mm. Foot length: 400 mm, width: 40 mm. NB Specify variant code after item number for required paint: -60 (grey), -80 (black), -90 (white).

Description, WxHxD	Kg	Art no	Price A	Price B	Price C	Price D	Price E
Starter pack for floor screen H:50 mm	1.1	180 185 00	98				
Expander pack for floor screen H:50 mm	0.3	180 185 10	83				



180 197 00



180 198 00

### FLOOR SCREEN LEG SET WITH WHEELS

Leg set with lockable wheels. NB Specify variant code after item number for required paint: -60 (grey), -80 (black), -90 (white).

Description, WxHxD	Kg	Art no	Price A	Price B	Price C	Price D	Price E
Start. pk. for flr. scr. H:50 mm with castors	2.0	180 197 00	116				
Exp. pack for floor screen H:50 mm with castors	1.3	180 198 00	108				



180 272 00



180 273 00



180 274 00

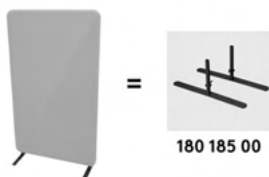


180 275 00

### ACCESSORIES, CONNECTIONS & WALL ATTACHMENTS

Connections are used to hold multiple screens together in an attractive manner. 2-way connection 40 mm is intended for use with screens with standard legs. 2-way connection 44 mm is intended for use with screens with wheels or shelves. 2-way connection included in Extension Leg Set. NB Specify variant code after item number for required paint: -60 (grey), -80 (black), -90 (white).

Description, WxHxD	Kg	Art no	Price A	Price B	Price C	Price D	Price E
Softline 2-Way 40mm		180 272 00	8				
Softline 2-Way 44mm		180 271 00	8				
Softline 3-way Connection		180 273 00	16				
Softline 4-way Connection	0.1	180 274 00	15				
Softline Wall Att.		180 275 00	31				



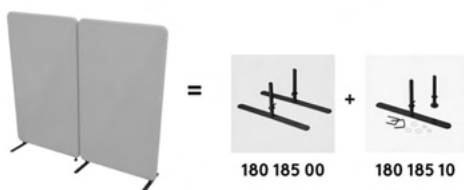
180 185 00



180 185 00

180 185 10

180 185 10



180 185 00

180 185 10



## ACCESSORIES, SHELVES

Shelves are only compatible with Softline 50 floor screens (these screens are 50 mm thick).

Description, WxHxD	Kg	Art no	Price A	Price B	Price C	Price D	Price E
Softline Shelf incl. brackets 800X180 Black	2.1	180 330 80	104				
Softline Shelf incl. brackets 1000X180 Black	2.3	180 340 80	116				
Softline Shelf incl. brackets 800X280 Black	3.4	180 350 80	152				
Softline Shelf incl. brackets 1000X280 Black	3.8	180 360 80	156				

## PLEXIGLAS UPPER SECTION

Share and get an overview at the same time! An upper section in 6 mm transparent Plexiglas for the Softline range. It fits both Softline floor screens and table screens of corresponding widths. The black bracket of the Plexiglas upper section can be factory fitted to screens. You can also fit the bracket and the Plexiglas upper section to your existing screens yourself.



Description, WxHxD	Kg	Art no	Price A	Price B	Price C	Price D	Price E
Plexiglas upper sec. Softline 800x285 Incl Fittings	2.4	180 601 00	141				
Plexiglas upper sec. Softline 1000x285 Incl Fittings	2.7	180 602 00	150				
Plexiglas upper sec. Softline 1200x285 Incl Fittings	3.0	180 603 00	167				
Plexiglas upper sec. Softline 1400x285 Incl Fittings	3.7	180 604 00	181				
Plexiglas upper sec. Softline 1600x285 Incl Fittings	4.4	180 605 00	212				
Plexiglas upper sec. Softline 1800x285 Incl Fittings	5.1	180 606 00	235				
Plexiglas upper sec. Softline 2000x285 Incl Fittings	5.8	180 607 00	250				

## ACCESSORIES, PLEXI SHELVES

Transparent acrylic shelves with a minimalist expression. Accessories available in three versions: pen holder, shelf and letter holder hang easily from the top edge of the screen.



Description, WxHxD	Kg	Art no	Price A	Price B	Price C	Price D	Price E
Plexi accssy for 50mm screen Transparent acryl Pen cup, shelf & letter holder	1.3	180 388 00	101				
Plexi accssy for 30mm screen Transparent acryl Pen cup, shelf & letter holder	1.3	180 387 00	101				
Pen holder for 50mm scr Transparent acryl 95x170x105	0.1	180 383 00	55				
Pen holder for 30mm scr Transparent acryl 95x170x85	0.5	180 386 00	55				
Shelf for 50mm scr. Transparent acryl 250x170x205	0.3	180 381 00	63				
Shelf for 30mm scr. Transparent acryl 250x170x185	1.0	180 384 00	62				
Postbox for 50mm screen Transparent acryl 250x300x140	0.4	180 382 00	70				
Postbox for 30mm screen Transparent acryl 250x300x120	1.0	180 385 00	70				

Package solution!



## SOFTLINE 30 SUSPENDED DESK SCREEN ASSEMBLY, INCL. FITTINGS

Complete screen set for fast delivery! Black fittings included. Choose between Dox & Salsa fabric (Price group A) and Focus Melange fabric in 6 standard colours (Price group C). When a clamp fitting is used, the screen is 500 mm above the desk top.

Description, WxHxD	Kg	Art no	Price A	Price B	Price C	Price D	Price E
Softline 30 desk scr. susp., incl. black fittings 800x650x30	4.5	183 813 50	181		300		
Softline 30 desk scr. susp., incl. black fittings 830x650x30	5.3	183 813 55	181		300		
Softline 30 desk scr. susp., incl. black fittings 1200x650x30	6.2	183 833 50	229		337		
Softline 30 desk scr. susp., incl. black fittings 1400x650x30	7.0	183 837 50	253		416		
Softline 30 desk scr. susp., incl. black fittings 1600x650x30	7.8	183 843 50	268		490		
Softline 30 desk scr. susp., incl. black fittings 1800x650x30	9.1	183 847 50	292		553		
Softline 30 desk scr. susp., incl. black fittings 2000x650x30	10.1	183 849 50	315		637		

Price A	Price B	Price C	Price D	Price E
Dox Salsa		Focus Melange (6 standard colours)		

Add fittings!



## SOFTLINE 30 SUSPENDED DESK SCREEN 650

Create your unique Softline using a wide range of fabrics and colours! Fittings purchased separately. When a clamp fitting is used, the screen is 500 mm above the desk top.

Description, WxHxD	Kg	Art no	Price A	Price B	Price C	Price D	Price E
Softline desk scr. susp. 600x650x30	3.8	180 803 50	203	228	291	436	526
Softline desk scr. susp. 800x650x30	5.0	180 813 50	220	243	312	467	566
Softline desk scr. susp. for enclosure 830x650x30	5.3	180 813 55	230	256	328	490	593
Softline desk scr. susp. 1000x650x30	6.0	180 823 50	236	261	350	524	633
Softline desk scr. susp. 1200x650x30	6.5	180 833 50	255	282	384	575	696
Softline desk scr. susp. 1400x650x30	8.5	180 837 50	272	302	432	647	782
Softline desk scr. susp. 1600x650x30	9.5	180 843 50	305	339	467	699	846
Softline desk scr. susp. 1800x650x30	11.0	180 847 50	392	435	584	875	1 058
Softline desk scr. susp. 2000x650x30	12.0	180 849 50	441	489	659	988	1 196

Price A	Price B	Price C	Price D	Price E
Dox Salsa	Cara Lucia Hush Medley Event Screen+ Carlow Mica Just Tonal	Blazer Focus Melange Focus Blazer Lite Era 170 Twist Twist Melange Remix Screen Soul Soul Melange Repetto Cura Hint	Synergy Synergy 170 Main Line Flax Xtreme CS Step Step Melange Crisp Remix Floyd Screen Harper Prime	Crisscross Europost Luna Galaxy Hallingdal 65 Steelcut Trio Floyd Divina 3 Divina Melange Hero Vidar 4 Debut Rami Romsdal Bardal Amdal Zero Atom Re-wool Breeze fusion



## SOFTLINE 30 SUSPENDED DESK SCREEN ASSEMBLY, INCL. TOOLBAR

Softline 30 with fitted toolbar made of white anodised aluminium. Can be used with Abstracta's own accessories by Stefan Borselius and Kondator accessories. When a clamp fitting is used, the screen is 500 mm above the desk top.

Description, WxHxD	Kg	Art no	Price A	Price B	Price C	Price D	Price E
Softline desk scr. susp. incl. toolbar 1200x650x30	7.8	180 834 50	379	407	509	700	821
Softline desk scr. susp. incl. toolbar 1400x650x30	8.7	180 838 50	405	435	564	779	914
Softline desk scr. susp. incl. toolbar 1600x650x30	9.6	180 844 50	446	479	607	840	987
Softline desk scr. susp. incl. toolbar 1800x650x30	10.5	180 847 40	541	584	733	1 023	1 207
Softline desk scr. susp. incl. toolbar 2000x650x30	12.8	180 849 40	597	646	815	1 144	1 352



## ACCESSORIES, FUNCTION RAIL

Description, WxHxD	Kg	Art no	Price A	Price B	Price C	Price D	Price E
System shelf C4 for function rail, wht. 327x221	2.0	185 120 90	55				
Pen holder for function rail, wht. 80x50	0.5	185 121 90	31				
Sorting compartment, 3xC4 for function rail, wht.	2.7	185 122 90	182				
Flexible lamp LED for function rail, wht.	0.9	185 123 90	372				
Monitor arm LC55 inc. gas spr. for function rail, wht.	2.0	185 124 90	332				



Description, WxHxD	Kg	Art no	Price A	Price B	Price C	Price D	Price E
Toolbar accessory wide shelf, white 380x55x40	0.5	182 790 01	48				
Toolbar accessory narrow shelf, white 280x25x90	0.2	182 790 02	39				
Toolbar accessory pen cup, white 90x110x90	0.2	182 790 03	39				
Toolbar accessory complete 3-pack components	0.8	182 790 11	94				



## CLAMP FITTINGS FOR SUSPENDED DESK SCREENS

Description, WxHxD	Kg	Art no	Price A	Price B	Price C	Price D	Price E
Clamp fitting for dsk scr susp., grey for desk max t=45 mm	0.4	180 680 60	65				
Clamp fitting for dsk scr susp., black lacquer for desk max t=45 mm	0.4	180 680 80	65				
Clamp fitting for dsk scr susp., white lacquer for desk max t=45 mm	0.4	180 680 90	65				
Clamp fit., side scr Pair, Susp., Grey Ral9007	1.0	180 692 60	84				
Clamp fit., side scr Pair, Susp., Black RAL9011	1.0	180 692 80	84				
Clamp fit., side scr Pair, Susp., White RAL9002	1.0	180 692 90	84				
Fitting set Fitting angle for P Series 1 Suspended screen	1.0	185 801 80	34				
Fitting set Angle fitting for L-enclosure 2 suspended screens	1.5	185 811 80	88				
Fitting set Angle fitting for U-enclosure 3 suspended screens	2.1	185 821 80	110				



### SOFTLINE 30 DESK SCREEN ENCLOSURE

Complete desk screen enclosure for one desk. Black fittings included.



Description, WxHxD	Kg	Art no	Price A	Price B	Price C	Price D	Price E
Softline Dsk Scr Encl, U-encl For Desk 1200x800 H:650 Unupholstered	180	254 00	945	1 022	1 269	1 786	2 112
Softline Dsk Scr Encl, U-encl For Desk 1400x800 H:650 Unupholstered	180	254 10	963	1 042	1 317	1 857	2 197
Softline Dsk Scr Encl, U-encl For Desk 1600x800 H:650 Unupholstered	180	254 20	995	1 080	1 352	1 909	2 262



### SOFTLINE 40 SUSPENDED DESK SCREEN 650

Desk screen with a thickness of 40 mm. Create your unique Softline using a wide range of fabrics and colours! Fittings purchased separately. When a clamp fitting is used, the screen is 500 mm above the desk top.

Description, WxHxD	Kg	Art no	Price A	Price B	Price C	Price D	Price E
Softline desk scr. susp. 800x650x40	5.1	188 613 50	235	259	332	467	566
Softline desk scr. susp. for enclosure 840x650x40	5.6	188 613 55	246	272	350	523	632
Softline desk scr. susp. 1200x650x40	6.3	188 633 50	272	301	409	613	742
Softline desk scr. susp. 1400x650x40	8.0	188 637 50	290	322	460	689	833
Softline desk scr. susp. 1600x650x40	8.4	188 643 50	325	361	498	745	902



### SOFTLINE 30 DESK SCREEN ABOVE DESK 450

Create your unique Softline using a wide range of fabrics and colours! Fittings purchased separately.

Description, WxHxD	Kg	Art no	Price A	Price B	Price C	Price D	Price E
Softline desk scr. above desk 600x450x30	3.2	180 400 00	177	197	260	388	471
Softline desk scr. above desk 800X450X30	4.4	180 410 00	186	207	278	416	504
Softline desk scr. above desk 1000X450X30	4.7	180 420 00	208	231	315	472	572
Softline desk scr. above desk 1200X450X30	5.9	180 430 00	212	236	331	495	599
Softline desk scr. above desk 1400X450X30	6.9	180 435 00	234	260	376	563	681
Softline desk scr. above desk 1600X450X30	8.7	180 440 00	268	298	420	630	763
Softline desk scr. above desk 1800x450x30	10.0	180 960 00	321	357	513	769	931
Softline desk scr. above desk 2000x450x30	12.0	180 970 00	361	399	574	860	1 040

Add fittings!



## SOFTLINE 30 DESK SCREEN ABOVE DESK 590

Height 590 mm. Create your unique Softline using a wide range of fabrics and colours! Fittings purchased separately.

Description, WxHxD	Kg	Art no	Price A	Price B	Price C	Price D	Price E
Softline desk scr. above desk 600x590x30	2.4	180 901 00	203	228	291	436	526
Softline desk scr. above desk 800x590x30	3.2	180 911 00	220	243	312	467	566
Softline desk scr. above desk 1000x590x30	4.0	180 921 00	236	261	350	524	633
Softline desk scr. above desk 1200x590x30	4.8	180 931 00	255	282	384	575	696
Softline desk scr. above desk 1400x590x30	5.6	180 936 00	272	302	432	647	782
Softline desk scr. above desk 1600x590x30	9.2	180 941 00	305	339	467	699	846
Softline desk scr. above desk 1800x590x30	9.0	180 980 30	392	435	584	875	1 058
Softline desk scr. above desk 2000x590x30	10.0	180 990 30	441	489	659	988	1 196

Price A	Price B	Price C	Price D	Price E
Dox Salsa	Cara Lucia Hush Medley Event Screen+ Carlow Mica Just Tonal	Blazer Focus Melange Focus Blazer Lite Era 170 Twist Twist Melange Remix Screen Soul Soul Melange Repetto Cura Hint	Synergy Synergy 170 Main Line Flax Xtreme CS Step Step Melange Crisp Remix Floyd Screen Harper Prime	Crisscross Europost Luna Galaxy Hallingdal 65 Steelcut Trio Floyd Divina 3 Divina Melange Hero Vidar 4 Debut Rami Romsdal Bardal Amdal Zero Atom Re-wool Breeze fusion

## SOFTLINE CLAMP FITTINGS FOR DESK SCREEN ABOVE DESK



Description, WxHxD	Kg	Art no	Price A	Price B	Price C	Price D	Price E
Clamp fitting for tabl scr above desk, grey lacquer for desk max t=37 mm	0.7	180 520 60	70				
Clamp fitting for dsk scr above desk, black lacquer for desk max t=37 mm	0.7	180 520 90	70				
Clamp fitting for dsk scr above desk, white lacquer for desk max t=37 mm	0.7	180 520 95	70				
Clamp fitting for dsk scr above desk, white lacquer for desk max t=55 mm	0.6	191 140 90	74				
Clamp fitting for dsk scr above desk, grey lacquer for desk max t=55 mm	0.4	180 730 60	74				
Clamp fitting for dsk scr above desk, black lacquer for desk max t=55 mm	0.4	180 730 80	74				



## SOFTLINE 30 DESK SCREEN, MOBILE

For temporary screening e.g. at a large shared table. The product is available in several sizes. White painted MDF base included.


Description, WxHxD	Kg	Art no	Price A	Price B	Price C	Price D	Price E
Softline desk display incl. legs 600X450X30	3.5	180 670 00	253	281	363	543	657
Softline desk display incl. legs 800X450X30	4.6	180 671 00	280	310	402	603	729
Softline desk display incl. legs 1000X450X30	5.0	180 672 00	297	331	428	641	775
Softline desk display incl. legs 1200X450X30	6.2	180 673 00	313	348	452	678	820
Softline desk display incl. legs 1400X450X30	7.2	180 674 00	329	364	473	709	858
Softline desk display incl. legs 1600X450X30	8.9	180 675 00	345	381	495	741	896

## SONEO

Soneo is a complete family of high performance absorbents that take the form of wall, desk and floor screens. Available in a wide range of sizes and variants to meet today's acoustic requirements. Legs increase height by 50 mm.



Package solution!



### SONEO 30 FLOOR SCREEN ASSEMBLY INCL. LEGS

Description, WxHxD	Kg	Art no	Price A	Price B	Price C	Price D	Price E
Soneo 30 floor scr. incl. legs, black 800x1360x30	7.0	184 500 00	277		447		
Soneo 30 floor scr. incl. legs, black 1000x1360x30	10.0	184 510 00	299		479		
Soneo 30 floor scr. incl. legs, black 800x1500x30	10.0	184 530 00	341		548		
Soneo 30 floor scr. incl. legs, black 1200x1360x30	11.0	184 520 00	362		579		
Soneo 30 floor scr. incl. legs, black 1000x1500x30	12.5	184 540 00	380		608		
Soneo 30 floor scr. incl. legs, black 1200x1500x30	13.5	184 550 00	446		713		
Soneo 30 floor scr. incl. legs, black 800x1700x30	9.0	184 560 00	352		565		
Soneo 30 floor scr. incl. legs, black 1000x1700x30	12.6	184 570 00	408		654		
Soneo 30 floor scr. incl. legs, black 1200x1700x30	15.0	184 580 00	488		781		

Price A	Price B	Price C	Price D	Price E
Dox Salsa		Focus Melange (6 standard colours)		



## SONEO 30 FLOOR SCREEN

Create your unique screen using a wide range of fabrics and colours! Legs purchased separately.

Description, WxHxD	Kg	Art no	Price A	Price B	Price C	Price D	Price E
Soneo 30 floor scr. 800x1360x30	5.6	184 501 00	308	344	484	630	762
Soneo 30 floor scr. 800x1500x30	7.9	184 531 00	376	417	625	818	989
Soneo 30 floor scr. 800x1700x30	7.6	184 561 00	426	473	714	928	1 122
Soneo 30 floor scr. 1000x1360x30	8.6	184 511 00	354	392	550	714	864
Soneo 30 floor scr. 1000x1500x30	9.9	184 541 00	410	456	674	878	1 062
Soneo 30 floor scr. 1000x1700x30	11.2	184 571 00	462	512	759	988	1 194
Soneo 30 floor scr. 1200x1360x30	9.6	184 521 00	392	435	614	797	964
Soneo 30 floor scr. 1200x1500x30	11.8	184 551 00	447	526	723	939	1 136
Soneo 30 floor scr. 1200x1700x30	13.6	184 581 00	490	543	796	1 032	1 250

Price A	Price B	Price C	Price D	Price E
Dox Salsa	Cara Lucia Medley Event Screen+ Carlow Mica Just Tonal	Blazer Focus Melange Focus Blazer Lite Era 170 Twist Twist Melange	Synergy Synergy 170 Xtreme CS Crisp Harper Prime	Crisscross Galaxy Floyd Zero Atom Re-Wool



## SONEO 50 FLOOR SCREEN

Create your unique screen using a wide range of fabrics and colours! The height size refers to screen without legs. Legs purchased separately.

Description, WxHxD	Kg	Art no	Price A	Price B	Price C	Price D	Price E
Soneo floor screen 800x1360x50	10.0	185 500 00	326	362	511	664	804
Soneo floor screen 800x1500x50	11.2	185 530 00	397	440	664	864	1 044
Soneo floor screen 800x1700x50	13.0	185 560 00	449	499	755	980	1 186
Soneo floor screen 1000x1360x50	12.1	185 510 00	373	413	580	755	913
Soneo floor screen 1000x1500x50	13.2	185 540 00	434	481	712	926	1 122
Soneo floor screen 1000x1700x50	15.3	185 570 00	488	542	801	1 042	1 261
Soneo floor screen 1200x1360x50	13.8	185 520 00	413	458	648	841	1 018
Soneo floor screen 1200x1500x50	14.5	185 550 00	471	524	764	993	1 200
Soneo floor screen 1200x1700x50	17.3	185 580 00	516	573	840	1 091	1 321



180 185 00



180 185 10

## FLOOR SCREEN LEG SET

Height 50 mm. Foot length: 400 mm, width: 40 mm. NB Specify variant code after item number for required paint: -60 (grey), -80 (black), -90 (white).

Description, WxHxD	Kg	Art no	Price A	Price B	Price C	Price D	Price E
Starter pack for floor screen H:50 mm	1.1	180 185 00	98				
Expander pack for floor screen H:50 mm	0.3	180 185 10	83				



180 197 00



180 198 00

## FLOOR SCREEN LEG SET WITH WHEELS

Leg set with lockable wheels. NB Specify variant code after item number for required paint: -60 (grey), -80 (black), -90 (white).

Description, WxHxD	Kg	Art no	Price A	Price B	Price C	Price D	Price E
Start. pk. for flr. scr. H:50 mm with castors	2.0	180 197 00	116				
Exp. pack for floor screen H:50 mm with castors	1.3	180 198 00	108				



185 505 XX



185 506 XX



185 507 XX

## ACCESSORIES, SONEO FLOOR SCREEN

Connections are used to hold screens together in an attractive manner. 2-way connection included in Extension Leg Set. NB Specify variant code after item number for required paint: -60 (grey), -80 (black), -90 (white).

Description, WxHxD	Kg	Art no	Price A	Price B	Price C	Price D	Price E
Soneo 2-Way Connection		185 505 00	9				
Soneo 3-Way Connection	0.1	185 506 00	16				
Soneo 4-Way Connection	0.1	185 507 00	16				



=



180 185 00



=



180 185 00



180 185 10



180 185 10



=



180 185 00



180 185 10





## SONEO U-ENCLOSURE

Complete U-format enclosure for one workplace. Legs are included. Requires fabric that can handle wide floor screens, see p. 10. Desk not included.

Description, WxHxD	Kg	Art no	Price A	Price B	Price C	Price D	Price E
Soneo Flr. Encl. U-encl. H:1550 (for desk 1400x800)	185	590 10	1 765	2 026	2 475	2 816	4 181
Soneo Flr. Encl. U-encl. H:1550 (for desk 1600x800)	185	590 11	1 820	2 087	2 095	2 890	4 281
Soneo Floor Encl. ext. U-encl. H:1550 (for desk 1400x800)	185	590 20	1 231	1 419	1 689	1 917	2 826
Soneo Floor Encl. ext. U-encl. H:1550 (for desk 1600x800)	185	590 21	1 287	1 481	1 756	1 990	2 927



## SONEO H-ENCLOSURE

Complete H-format enclosure for one workplace. Legs are included (leg height: 50 mm). Requires fabric that can handle wide screens, see p. 10. Desk not included.

Description, WxHxD	Kg	Art no	Price A	Price B	Price C	Price D	Price E
Soneo Flr. Encl. H-encl. H:1550 (for desk 1400x800)	185	590 30	2 259	2 613	2 896	3 250	4 668
Soneo Flr. Encl. H-encl. H:1550 (for desk 1600x800)	185	590 31	2 313	2 675	2 962	3 324	4 769
Soneo Flr. Encl. H-encl. H:1550 (for desk 1400x800)	185	590 40	1 478	1 713	1 899	2 134	3 070
Soneo Floor encl. ext. H-encl. H:1550 (for desk 1600x800)	185	590 41	1 534	1 774	1 966	2 207	3 170

Price A	Price B	Price C	Price D	Price E
Dox	Cara	Blazer	Synergy	Crisscross
Salsa	Lucia	Focus Melange	Synergy 170	Galaxy
	Medley	Focus	Xtreme CS	Floyd
	Event Screen+	Blazer Lite	Crisp	Zero
	Carlow	Era 170	Harper	Atom
	Mica	Twist	Prime	Re-Wool
	Just	Twist Melange		
	Tonal			

Package solution!



### SONEO 30 SUSPENDED DESK SCREEN ASSEMBLY, INCL. FITTINGS

Complete screen set for fast delivery! Black fittings included. Choose between Dox & Salsa fabric (Price group A) and Focus Melange fabric in 6 standard colours (Price group C). When a clamp fitting is used, the screen is 500 mm above the desk top.

Description, WxHxD	Kg	Art no	Price A	Price B	Price C	Price D	Price E
Soneo 30 desk scr. susp., incl. black fittings 800x650x30	5.3	184 813 50	181		300		
Soneo 30 desk scr. nedhängande för bås inkl svart 830x650x30	5.3	184 813 55	257	282	358	529	637
Soneo 30 desk scr. susp., incl. black fittings 1200x650x30	6.5	184 833 50	229		337		
Soneo 30 desk scr. susp., incl. black fittings 1400x650x30	7.5	184 837 50	253		416		
Soneo 30 desk scr. susp., incl. black fittings 1600x650x30	8.8	184 843 50	268		490		
Soneo 30 desk scr. susp., incl. black fittings 1800x650x30	10.0	184 847 50	292		553		
Soneo 30 desk scr. susp., incl. black fittings 2000x650x30	11.3	184 849 50	315		637		

Price A	Price B	Price C	Price D	Price E
Dox Salsa		Focus Melange (6 standard colours)		

Add fittings!



### SONEO 30 SUSPENDED DESK SCREEN 650

Create your unique screen using a wide range of fabrics and colours! Fittings purchased separately. When a clamp fitting is used, the screen is 500 mm above the desk top.

Description, WxHxD	Kg	Art no	Price A	Price B	Price C	Price D	Price E
Soneo 30 desk scr. susp. 800x650x30	5.0	184 913 50	242	268	343	514	622
Soneo 30 desk scr. susp. 830x650x30	5.5	184 913 55	254	281	361	540	653
Soneo 30 desk scr. 1000x650x30	6.0	184 923 50	259	288	386	576	697
Soneo 30 desk scr. 1200x650x30	6.5	184 933 50	281	311	422	633	766
Soneo 30 desk scr. 1400x650x30	8.5	184 937 50	300	332	476	712	860
Soneo 30 desk scr. 1600x650x30	9.5	184 943 50	336	373	514	769	931
Soneo 30 desk scr. 1800x650x30	11.0	184 947 50	430	479	642	963	1 165
Soneo 30 desk scr. 2000x650x30	12.0	184 949 50	485	538	726	1 087	1 315



## CLAMP FITTINGS FOR SUSPENDED DESK SCREENS

Description, WxHxD	Kg	Art no	Price A	Price B	Price C	Price D	Price E
Clamp fitting for dsk scr susp., grey for desk max t=45 mm	0.4	180 680 60	65				
Clamp fitting for dsk scr susp., black lacquer for desk max t=45 mm	0.4	180 680 80	65				
Clamp fitting for dsk scr susp., white lacquer for desk max t=45 mm	0.4	180 680 90	65				
Clamp fit., side scr Pair, Susp., Grey Ral9007	1.0	180 692 60	84				
Clamp fit., side scr Pair, Susp., Black RAL9011	1.0	180 692 80	84				
Clamp fit., side scr Pair, Susp., White RAL9002	1.0	180 692 90	84				
Fitting set Fitting angle for P Series 1 Suspended screen	1.0	185 801 80	34				
Fitting set Angle fitting for L-enclosure 2 suspended screens	1.5	185 811 80	88				
Fitting set Angle fitting for U-enclosure 3 suspended screens	2.1	185 821 80	110				



## SONEO 30 SUSPENDED DESK SCREEN, INCL. TOOLBAR

Softline 30 with recessed toolbar made of white anodised aluminium. Can be used with Abstracta's own accessories by Stefan Borselius and Kondator accessories. When a clamp fitting is used, the screen is 500 mm above the desk top.

Description, WxHxD	Kg	Art no	Price A	Price B	Price C	Price D	Price E
Soneo 30 desk scr. susp. incl. toolbar 1200x650x30	7.7	185 361 00	379	407	509	700	821
Soneo 30 desk scr. susp. incl. toolbar 1400x650x30	9.0	185 362 00	405	435	564	779	914
Soneo 30 desk scr. susp. incl. toolbar 1600x650x30	10.3	185 363 00	446	479	607	840	987
Soneo 30 desk scr. susp. incl. toolbar 1800x650x30	11.5	185 364 00	541	584	733	1 023	1 207
Soneo 30 desk scr. susp. incl. toolbar 2000x650x30	12.8	185 365 00	597	646	815	1 144	1 352



## ACCESSORIES, FUNCTION RAIL

Description, WxHxD	Kg	Art no	Price A	Price B	Price C	Price D	Price E
System shelf C4 for function rail, wht. 327x221	2.0	185 120 90	55				
Pen holder for function rail, wht. 80x50	0.5	185 121 90	31				
Sorting compartment, 3xC4 for function rail, wht.	2.7	185 122 90	182				
Flexible lamp LED for function rail, wht.	0.9	185 123 90	372				
Monitor arm LC55 inc. gas spr. for function rail, wht.	2.0	185 124 90	332				



Description, WxHxD	Kg	Art no	Price A	Price B	Price C	Price D	Price E
Toolbar accessory wide shelf, white 380x55x40	0.5	182 790 01	48				
Toolbar accessory narrow shelf, white 280x25x90	0.2	182 790 02	39				
Toolbar accessory pen cup, white 90x110x90	0.2	182 790 03	39				
Toolbar accessory complete 3-pack components	0.8	182 790 11	94				

## SONEO WALL

Soneo Wall, with its discreet smooth shape, can cover a large wall area and, thus, melt into the background. Exciting formations are created thanks to the colour of the absorbers and placement in relation to each other. Each module consists of a sound-absorbing filling in a fabric covered wooden frame. Soneo Wall 100 has extra depth for better absorption. Soneo Wall is mounted on concealed fittings.





## SONEO WALL ABSORBER

Wall modules that can be combined to form various patterns. Soneo Wall 100 is extra deep for improved absorption. Mounted on concealed fittings. Soneo Wall is made in accordance with technical, environmental and production ethical requirements. Wall fittings included. For installation of modules turned 45 degrees - fittings for angled installation to be purchased separately.



Description, WxHxD	Kg	Art no	Price A	Price B	Price C	Price D	Price E
Soneo wall absorber 500x500x30	2.2	181 630 00	110	163	207	334	404
Soneo wall absorber 500x1000x30	3.2	181 640 00	155	218	291	457	553
Soneo wall absorber 1000x1000x30	5.3	181 620 00	165	261	336	541	653
Soneo wall absorber 500x500x50	1.8	181 730 00	192	214	273	382	462
Soneo wall absorber 500x1000x50	3.6	181 740 00	252	286	383	537	649
Soneo wall absorber 1000x1000x50	8.5	181 720 00	309	343	441	616	746
Soneo wall absorber 500x500x100	3.6	181 830 00	314	406	421	590	715
Soneo wall absorber 500x1000x100	7.2	181 840 00	421	521	571	797	966
Soneo wall absorber 1000x1000x100	13.5	181 820 00	521	619	668	935	1 132



Price A	Price B	Price C	Price D	Price E
Dox	Cara	Blazer	Synergy	Crisscross
Salsa	Lucia	Focus Melange	Synergy 170	Europost
	Hush	Focus	Main Line Flax	Luna
	Medley	Blazer Lite	Xtreme CS	Galaxy
	Event Screen+	Era 170	Step	Hallingdal 65
	Carlow	Twist	Step Melange	Steelcut Trio
	Mica	Twist Melange	Crisp	Floyd
	Just	Remix Screen	Remix	Divina 3
	Tonal	Soul	Floyd Screen	Divina Melange
		Soul Melange	Harper	Hero
		Repetto	Prime	Vidar 4
		Cura		Debut
		Hint		Rami
				Romsdal
				Bardal
				Amdal
				Zero
				Atom
				Re-Wool
				Breeze Fusion

## STITCH

Design Stefan Borselius. Stitch is soft both in terms of the materials as well as its expression, making it an exceptional absorbent. The screen consists of a sound-absorbent filling, fitted inside a solid wooden frame. Around the frame is a separate fabric upholstery. The legs are made from ash and have a soft, friendly idiom, just like the screen. Works just as well at home as in the office.



### STITCH FLOOR SCREEN

Legs add 50 mm to the height. Legs purchased separately.

Description, WxHxD	Kg	Art no	Price A	Price B	Price C	Price D	Price E
Stitch floor screen 810x1540x85	12.9	187 515 00	541				1 570
Stitch floor screen 1060x1540x85	16.0	187 500 00	679				1 710
Stitch floor screen 1310x1540x85	15.2	187 510 00	805				



### ACCESSORIES

Description, WxHxD	Kg	Art no	Price A	Price B	Price C	Price D	Price E
Stitch leg set single screen set	2.5	187 504 98	156				
Stitch leg set expander set incl. connectors	1.6	187 503 98	125				

Price A	Price B	Price C	Price D	Price E
Salsa				Hallingdal 65



### STITCH DESK SCREEN

Desk fittings purchased separately.

Description, WxHxD	Kg	Art no	Price A	Price B	Price C	Price D	Price E
Stitch desk screen 860x650x85	6.9	187 550 00	394				955
Stitch desk screen 1460x650x85	10.4	187 555 00	534				1 478
Stitch desk screen 1660x650x85	12.2	187 560 00	561				1 650
Stitch desk screen 1860x650x85	13.2	187 565 00	606				1 734





180 680 XX

180 692 XX


185 810 XX

## CLAMP FITTINGS FOR SUSPENDED DESK SCREENS

Description, WxHxD	Kg	Art no	Price A	Price B	Price C	Price D	Price E
Clamp fitting for dsk scr susp., grey for desk max t=45 mm	0.4	180 680 60	65				
Clamp fitting for dsk scr susp., black lacquer for desk max t=45 mm	0.4	180 680 80	65				
Clamp fitting for dsk scr susp., white lacquer for desk max t=45 mm	0.4	180 680 90	65				
Clamp fit., side scr Pair, Susp., Grey Ral9007	1.0	180 692 60	84				
Clamp fit., side scr Pair, Susp., Black RAL9011	1.0	180 692 80	84				
Clamp fit., side scr Pair, Susp., White RAL9002	1.0	180 692 90	84				
Fitting set Fitting angle for P Series 1 Suspended screen	1.0	185 801 80	34				
Fitting set Angle fitting for L-enclosure 2 suspended screens	1.5	185 811 80	88				
Fitting set Angle fitting for U-enclosure 3 suspended screens	2.1	185 821 80	110				

TRILINE WALL

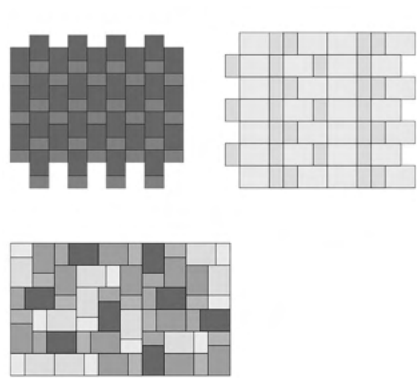
Design Anya Sebton. Triline Wall sound absorbing modules have a straight finish, meaning that the product is perfectly suited to creating full coverage patterns on large walls. Can be mounted horizontally or vertically, giving you the freedom to create both symmetrical and asymmetrical pattern configurations. Mounted easily using hidden suspension rails. The absorbers consist of a sound absorbent filling mounted in an MDF frame, upholstered with fabric.



TRILINE WALL

Sound absorbing wall absorbers. Purchased per module and mounted on concealed wall fittings (included).

Description, WxHxD	Kg	Art no	Price A	Price B	Price C	Price D	Price E
Triline Wall incl. fittings 400x800x95	2.0	188 190 00		323	418	437	455



Price A	Price B	Price C	Price D	Price E
	Blazer Focus Focus Melange		Synergy	Europost Luna Divina 3 Divina Melange Hero

## TRUMPET

Design Stone Designs. Trumpet acts as a reversed trumpet - instead of producing sound, it absorbs sound. "It isn't a sound absorber with LED lighting. It's a lamp with acoustic characteristics," says Cutu Mazuelos, who designed Trumpet for Abstracta together with fellow designer Eva Prego. This distinction is decisive for the two designers, whose aim is to not only reduce the sound level in spaces but also to contribute a visual element that enriches people's everyday lives. Trumpet has a solid wood body and an acoustic core made from recycled waste fabric and worn-out PET bottles. Upholstered in a wide range of fabrics. The height of the panel can be easily adjusted. DALI light control is available to purchase separately.



### TRUMPET LAMP/BAFFLE

Suspended absorber with or without LED lighting (dimmable). Available in uplight and downlight versions, as well as a version that features both! A 3-metre wire with a ceiling anchor and 6 metres of electrical cable are included. 230V input. Size W1000 = 1760 Lumen output, size W2000 = 3520 Lumen output. 3000 Kelvin, 30W. DALI lighting control is available and can be purchased separately.

Description, WxHxD	Kg	Art no	Price A	Price B	Price C	Price D	Price E
Trumpet absorber 1040x515x80	7.3	191 700 01	1 176	1 197	1 221	1 258	1 334
Trumpet absorber 2040x515x80	13.8	191 700 02	1 595	1 616	1 641	1 677	1 754
Trumpet lighting Downlight 1040x515x80	7.6	191 700 00	1 323	1 345	1 369	1 405	1 482
Trumpet lighting downlight 1640x515x80	17.0	191 700 30	1 533	1 554	1 579	1 615	1 692
Trumpet lighting downlight 2040x515x80	18.5	191 700 50	1 743	1 764	1 788	1 824	1 901
Trumpet lighting uplight 1040x515x80	14.0	191 701 00	1 323	1 345	1 369	1 405	1 482
Trumpet lighting uplight 1640x515x80	17.0	191 701 30	1 533	1 554	1 579	1 615	1 692
Trumpet lighting uplight 2040x515x80	18.5	191 701 50	1 743	1 764	1 788	1 824	1 901
Trumpet lighting up/downlight 1040x580x80	14.0	191 702 00	2 120	2 142	2 166	2 202	2 280
Trumpet lighting up/downlight 1640x580x80	17.0	191 702 30	2 398	2 420	2 444	2 480	2 557
Trumpet lighting up/downlight 2040x580x80	18.5	191 702 50	2 675	2 696	2 720	2 757	2 834
Trumpet accessory DALI		191 700 04	167				

Price A	Price B	Price C	Price D	Price E
Dox Salsa	Cara Lucia Event screen+ Carlow Mica Just Tonal	Blazer Focus Melange Focus Blazer Lite Era 170 Twist Twist Melange Remix Screen	Synergy Synergy 170 Main Line Flax Xtreme CS Step Step Melange Crisp Remix Harper	Crisscross Europost Galaxy Floyd Debut Rami Zero Atom Re-Wool

## PLENTY POD

When you need an undisturbed room for an individual meeting, work or an important phone call, PlentyPod is the solution. Plenty Pod is a series of silent rooms that have become an obvious component in today's activity-based workplace solutions. Plenty Pod is available in three different sizes, which we call Small, Medium and Large. The table top is supplied as standard in Plenty Pod small, and additional power sockets and network connections are available as options in all models, which means that you can connect a laptop for video or web conferencing. Ventilation, LED lighting and electrical sockets come as standard. Soundproofing Rw 36, regardless of module size, with or without floor. Shipping included. Supplement your Plenty Pod with an NEC video conferencing solution (see accessories).



### PLENTY POD FIXED MODULE, SMALL

Module WITHOUT acoustic floor. Choose between natural/white anodised or painted in any RAL Classic colour on the frame. If you choose a RAL-painted frame, buy a fabric coated outer panel. Inner walls are upholstered in Focus Melange. Other coatings available by separate quote. 2x230V electrical outlets included. Plenty Pod Small includes a desk as standard, which is positioned at a height of 1010 mm (from floor to top edge of the desk top). NB Installation not included in the price, quoted separately.

Description, WxHxD	Kg	Art no	Price A	Price B	Price C	Price D	Price E
Plenty Pod Small natural anodised 1200x2200x1200	263.5	122 000 60	11 713				
Plenty Pod Small white anodised 1200x2200x1200	263.5	122 000 90	12 044				
Plenty Pod Small painted 1200x2200x1200	263.5	122 000 10	14 395				



### PLENTY POD FIXED MODULE, MEDIUM

Module WITHOUT acoustic floor. Choose either natural/white anodised frame or any RAL Classic colour on the frame. If you opt for an RAL-painted frame, buy an upholstered outer panel. Inner walls upholstered in Focus Melange. Other upholstery material / carpet quoted separately. NB Assembly cost not included, quoted separately.

Description, WxHxD	Kg	Art no	Price A	Price B	Price C	Price D	Price E
Plenty Pod Medium natural anodised 1200x2200x2215	347.5	122 100 60	16 485				
Plenty Pod Medium white anodised 1200x2200x2215	347.5	122 100 90	16 871				
Plenty Pod Medium painted 1200x2200x2215	347.5	122 100 10	20 120				



### PLENTY POD FIXED MODULE, LARGE

Module WITHOUT acoustic floor. Choose between natural/white anodised or painted in any RAL Classic colour on the frame. If you choose an RAL-painted frame, buy a fabric upholstered outer panel. Inner walls are upholstered in Focus Melange. Other upholstery material available by separate quote. 2x230V electrical outlets included. NB Assembly not included in the price, quoted separately.

Description, WxHxD	Kg	Art no	Price A	Price B	Price C	Price D	Price E
Plenty Pod Large natural anodised 2215x2200x2215	530.0	122 200 60	24 204				
Plenty Pod Large white anodised 2215x2200x2215	530.0	122 200 90	24 992				
Plenty Pod Large painted 2215x2200x2215	530.0	122 200 10	28 918				



#### PLENTY POD MOBILE MODULE (WITH FLOOR) SMALL

Module WITH acoustic floor. Choose either natural/white anodised frame or any RAL Classic colour on the frame. If you opt for a RAL-painted frame, buy an upholstered outer panel. Inner walls upholstered in our Focus Melange, carpet in darkgrey melange. Other upholstery material / carpet quoted separately. NB Assembly cost not included, quoted separately. Plenty Pod Small includes a desk as standard, which is positioned at a height of 1010 mm (from floor to top edge of the desk top).

Description, WxHxD	Kg	Art no	Price A	Price B	Price C	Price D	Price E
Plenty Pod Small w/ floor natural anodised 1200x2315x1200	340.0	122 010 60	13 992				
Plenty Pod Small w/ floor white anodised 1200x2315x1200	340.0	122 010 90	14 314				
Plenty Pod Small w/ floor painted 1200x2315x1200	340.0	122 010 10	17 242				



#### PLENTY POD MOBILE MODULE (WITH FLOOR) MEDIUM

Module WITH acoustic floor. Choose either natural/white anodised frame or any RAL Classic colour on the frame. If you opt for a RAL-painted frame, buy an upholstered outer panel. Inner walls upholstered in our Focus Melange, carpet in darkgrey melange. Other upholstery material / carpet quoted separately. NB Assembly cost not included, quoted separately.

Description, WxHxD	Kg	Art no	Price A	Price B	Price C	Price D	Price E
Plenty Pod Medium w/ floor natural anodised 1200x2315x2215	451.0	122 110 60	20 088				
Plenty Pod Medium w/ floor white anodised 1200x2315x2215	451.0	122 110 90	20 410				
Plenty Pod Medium w/ floor painted 1200x2315x2215	451.0	122 110 10	22 819				



#### PLENTY POD MOBILE MODULE (WITH FLOOR) LARGE

Module WITH acoustic floor. Choose either natural/white anodised frame or any RAL Classic colour on the frame. If you opt for a RAL-painted frame, buy an upholstered outer panel. Inner walls upholstered in our Focus Melange, carpet in darkgrey melange. Other upholstery material / carpet quoted separately. NB Assembly cost not included, quoted separately.

Description, WxHxD	Kg	Art no	Price A	Price B	Price C	Price D	Price E
Plenty Pod Large w/ floor natural anodised 2215x2315x2215	695.0	122 210 60	27 453				
Plenty Pod Large w/ floor white anodised 2215x2315x2215	695.0	122 210 90	28 240				
Plenty Pod Large w/ floor painted 2215x2315x2215	695.0	122 210 10	31 746				





## PLENTY POD, ACCESSORIES

Fabric upholstered outer panel on exterior of PlentyPod. Choose between several types of fabric. NB The prices quoted below are per panel. Sale Small: 2 panels, Medium: 3 panels, Large: 4 panels. Supplement your Plenty Pod with an NEC video conferencing system - a complete solution, containing: screen, speakers (60 watts), video camera, and Ochno control. The Ochno system enable smart control of lighting and fans within the Plenty Pod.


Description, WxHxD	Kg	Art no	Price A	Price B	Price C	Price D	Price E
PlentyPod outer pnl 1010x2060x12	122	900 10	70	204	285	590	715
NEC Video Conferencing System Plenty Pod M	122	900 25	10 547				
NEC Video Conferencing System Plenty Pod L	122	900 26	11 913				
Ochno control for Plenty Pod Small	122	900 40	2 703				
Ochno control for Plenty Pod Medium	122	900 41	2 703				
Ochno control for Plenty Pod Large	122	900 42	2 703				



Anodised frame



White anodised frame



RAL painted frame

Price A	Price B	Price C	Price D	Price E
Dox Salsa	Cara Lucia Hush Medley Event Screen+ Carlow Mica Just Tonal	Blazer Focus Melange Focus Blazer Lite Era 170 Twist Twist Melange Remix Screen Soul Soul Melange Repetto Cura Hint	Synergy Synergy 170 Main Line Flax Xtreme CS Step Step Melange Crisp Remix Floyd Screen Harper Prime	Crisscross Europost Galaxy Hallingdal 65 Steelcut Trio Floyd Divina 3 Divina Melange Hero Vidar 4 Debut Rami Romsdal Bardal Amdal Zero Atom Re-Wool Breeze Fusion

## PLENTY ROOM

Alternatively, if you're looking for a feeling of more space, PlentyRoom is the ideal choice. Perfect for an activity-based office! PlentyRoom has no roof and is therefore a more economical choice than PlentyPod. The product is also more compliant with certain fire safety requirements.



### PLENTY ROOM FIXED MODULE, SMALL

Module WITHOUT floor and ceiling. Glass walls and hinged door. Choose between natural/white anodised or painted in any RAL Classic colour on the frame. Other upholstery material available by separate quote. 2x230V electrical outlets included. Small desktop supplied as standard in PlentyPod small. NB Assembly not included in the price, quoted separately. If you choose an RAL-painted frame, buy a fabric upholstered outer panel (see Plenty Pod).


Description, WxHxD	Kg	Art no	Price A	Price B	Price C	Price D	Price E
Plenty Room Small natural anodised 1200x2190x1200	200.0	122 300 60	10 226				
Plenty Room Small white anodised 1200x2190x1200	200.0	122 300 90	10 557				
Plenty Room Small painted 1200x2190x1200	200.0	122 300 10	12 908				



### PLENTY ROOM FIXED MODULE, MEDIUM

Module WITHOUT floor and ceiling. Glass walls and sliding door. Available in natural/white anodised or painted in any RAL Classic colour on the frame. Other upholstery material available (quoted separately). 2x230V electrical outlets included. NB Assembly cost not included (quoted separately). If you choose an RAL-painted frame, buy a fabric upholstered outer panel (see Plenty Pod).

Description, WxHxD	Kg	Art no	Price A	Price B	Price C	Price D	Price E
Plenty Room Medium natural anodised 1200x2215x2190	326.0	122 400 60	13 511				
Plenty Room Medium white anodised 1200x2215x2190	326.0	122 400 90	13 897				
Plenty Room Medium painted 1200x2215x2190	326.0	122 400 10	17 146				





### PLENTY ROOM FIXED MODULE, LARGE

Module WITHOUT floor and ceiling. Glass walls and sliding door. Available in natural/white anodised or painted in any RAL Classic colour on the frame. Other upholstery material available (quoted separately). 2x230V electrical outlets included. NB Assembly cost not included (quoted separately). If you choose an RAL-painted frame, buy a fabric upholstered outer panel (see Plenty Pod).

Description, WxHxD	Kg	Art no	Price A	Price B	Price C	Price D	Price E
Plenty Room Large Natural anodised 2215x2190x2215	453.0	122 500 60	16 769				
Plenty Room Large white anodised 2215x2190x2215	453.0	122 500 90	17 558				
Plenty Room Large painted 2215x2190x2215	453.0	122 500 10	21 484				

## ZEN POD

Design Staffan Holm. The new Japan-inspired series Zen Pod makes it easy to create oases of tranquillity in the workplace. Zen Pod consists of small, mobile, quiet rooms that are impeccably designed. Available in three sizes; Small, Medium and Large. All feature an inner floor, stand foot, and wheels. Painted aluminium frame. Two of the walls are made from sound absorbing acoustic glass. The two other walls are sound absorbing and upholstered with fabric on both sides. The sound absorbing ceiling features comfortable shallow angle lighting along the entire inner edge. Ventilation, shallow angle lighting, and power sockets (230V) and controls are included. Shipping included. Sound insulation: Class A in accordance with ISO 23351. Choose between 2 different equipment packs and 3 different furnishing packs. See matrix.



### ZEN POD, SMALL

A mobile, quiet room for 1 person. Take a phone call or work for a while in a focused manner! Desk with one glass wall, supplied as standard in Small. Choose your equipment and furnishing pack, see description in matrix. Measurements: 1200x1200x2310 mm.

Description, WxHxD	Kg	Art no	Price A	Price B	Price C	Price D	Price E
Zen Pod Essential Small Clean	198	501 80	15 464				
Zen Pod Essential Small Communicate	198	502 80	quotation				
Zen Pod Essential Small Focus	198	503 80	quotation				
Zen Pod Advanced Small Clean	198	501 70	18 246				
Zen Pod Advanced Small Communicate	198	502 70	quotation				
Zen Pod Advanced Small Focus	198	503 70	quotation				

### ZEN POD, MEDIUM

A mobile, quiet room for 1-2 people. Perfect for holding a quick meeting involving two people, or as a quiet work space for one person. Choose your equipment and furnishing pack, see description in matrix. Measurements: 1200x2320x2310 mm.

Description, WxHxD	Kg	Art no	Price A	Price B	Price C	Price D	Price E
Zen Pod Essential Medium Clean	198	511 80	22 200				
Zen Pod Essential Medium Communicate	198	512 80	quotation				
Zen Pod Essential Medium Focus	198	513 80	quotation				
Zen Pod Advanced Medium Clean	198	511 70	27 242				
Zen Pod Advanced Medium Communicate	198	512 70	quotation				
Zen Pod Advanced Medium Focus	198	513 70	quotation				


### ZEN POD, LARGE

A mobile, quiet room for 2-4 people. As a meeting room, or as a quiet workplace for 1-2 people. Choose your equipment and furnishing pack, see description in matrix. Measurements: 2320x2320x2310 mm.

Description, WxHxD	Kg	Art no	Price A	Price B	Price C	Price D	Price E
Zen Pod Essential Large Clean	198	521 80	30 340				
Zen Pod Essential Large Communicate	198	522 80	quotation				
Zen Pod Essential Large Focus	198	523 80	quotation				
Zen Pod Advanced Large Clean	198	521 70	37 701				
Zen Pod Advanced Large Communicate	198	522 70	quotation				
Zen Pod Advanced Large Focus	198	523 70	quotation				

### ACCESSORIES

Description, WxHxD	Kg	Art no	Price A	Price B	Price C	Price D	Price E
Zen Pod Slatted panel, short side		198 530 00	1 656				
Zen Pod Slatted panel, long side		198 530 01	1 656				



### ZEN POD "ESSENTIAL"

- Painted black RAL 9005. Wood parts in black stained oak
- Walls with Focus Melange, 6 standard colours
- Dark grey floor carpet
- Shallow angle lighting and ventilation integrated on the inner ceiling edge

#### Small

#### Medium

#### Large

**Clean**  
Supplied  
unfurnished



Fixed desk



**Communicate**  
Meeting room  
furniture



Fixed desk  
1 bar stool



1 desk  
2 meeting chairs  
43" TV, sound bar  
video conf. camera



1 desk  
5 stools  
55" TV, sound bar  
video conf. camera

**Focus**  
Work room  
furniture




Fixed desk  
1 work chair



Fixed desk  
1 work chair



Height adjust. desk 1400  
1 work chair



### ZEN POD "ADVANCED"

- Painted beige. Wood parts in clear varnished oak
- Walls with Kvadrat Re-wool 128
- Beige carpet, recessed curtain
- Shallow angle lighting and ventilation integrated on the inner ceiling edge
- Spotlights (Size M & L)

#### Small

#### Medium

#### Large

**Clean**  
Supplied  
unfurnished



Fixed desk



**Communicate**  
Meeting room  
furniture



Fixed desk  
1 bar stool



1 desk  
2 meeting chairs  
43" TV, sound bar  
video conf. camera



1 desk  
5 stools  
55" TV, sound bar  
video conf. camera

**Focus**  
Work room  
furniture



Fixed desk  
1 work chair



Fixed desk  
1 work chair



Height adjust. desk 1400  
1 work chair







## DRAFT

Design Daniel Lavonius Jarefeldt & Josef Zetterman. Fixed workspaces and meeting rooms are no longer a given. Instead, spaces are defined by how they are used at any particular time. In order to satisfy these demands for adaptability, the designers have developed Draft - a double-sided, mobile writing board with a graphic design that is as elegant as it is simple.




### DRAFT MOBILE WRITING BOARD

Writing board with e3 enamel whiteboard surface on both sides, or one side with a whiteboard and a cork surface on the other. The writing board is mobile, double-sided and has an anthracite grey steel frame on castors. The castors are lockable. Under the writing board is an oak box - choose either natural oak or anthracite grey stain - for storage of things such as pens or board erasers.

Description, WxHxD	Kg	Art no	Price A	Price B	Price C	Price D	Price E
Draft mobile wrt. brd. e3/e3 anthracite grey, oak ven. box 1242x1950x650	48.3	159 003 60	2 151				
Draft mobile wrt. brd. e3/e3 anthracite grey, blk. stn. box 1242x1950x650	48.3	159 005 60	2 151				
Draft mobile wrt. brd. cork/e3 anthracite grey, oak ven. box 1242x1950x650	48.3	159 006 60	1 936				
Draft mobile wrt. brd. cork/e3 anthracite grey, blk. stn. box 1242x1950x650	48.3	159 007 60	1 936				

## MAGVISION

MagVision is a magnetic glass writing board that is available in optical white. The board can be mounted horizontally or vertically (applies to all sizes except 1980x1000 and 1980x1200 mm. Custom dimensions and photographic motifs available upon request. MagVision is also available with an E3 enamel writing surface in most sizes. Pen shelf purchased separately. Glass thickness: 4 mm. Specify your required colour suffix. For more information about pens and accessories, see the final page of the price list (PDF version [click here](#)).



### MAGVISION

Optical white glass writing board. Pen shelves are available as accessories.

Description, WxHxD	Kg	Art no	Price A	Price B	Price C	Price D	Price E
MagVision 630x490x15	5.7	146 610 10	110				
MagVision 980x630x15	11.0	146 610 20	216				
MagVision 1180x1000x15	29.0	146 610 30	404				
MagVision 1480x1000x15	33.5	146 610 40	521				
MagVision 1980x1000x15	51.0	146 610 50	608				
MagVision 1480x1200x15	34.5	146 610 60	698				
MagVision 1980x1200x15	52.0	146 610 70	879				



### MAGVISION E3


MagVision e3 is a magnetised whiteboard. Like MagVision glass writing board, it has no frame and instead has white painted bevelled edges. Fitted on wall using concealed fittings. Size 630x1000 and can be mounted horizontally or vertically. Does not apply to other sizes.

Description, WxHxD	Kg	Art no	Price A	Price B	Price C	Price D	Price E
MagVision e3 unframed, white bevelled edges 630x1000x15/1000x630x15	10.0	146 710 30	165				
MagVision e3 unframed, white bevelled edges 1000x1190x15	17.5	146 710 40	305				
MagVision e3 unframed, white bevelled edges 1500x1190x15	27.5	146 710 50	450				
MagVision e3 unframed, white bevelled edges 2000x1190x15	37.5	146 710 60	594				
MagVision e3 unframed, white bevelled edges 2500x1190x15	45.5	146 710 70	755				
MagVision e3 unframed, white bevelled edges 3000x1190x15	57.5	146 710 80	913				

### ACCESSORIES

Pen shelf is attached with double-sided tape anywhere on the back of the bottom edge of the board.

Description, WxHxD	Kg	Art no	Price A	Price B	Price C	Price D	Price E
Pen shelf for glass brd clear plexi L=140 mm	0.1	146 070 90	36				
Pen shelf for glass brd clear plexi L=330 mm	0.2	146 060 90	47				



## MOOW

Design Stefan Borselius. The soft design language of Moow adds an exciting new expression of a functional rail system. Moow consists of wall-mounted whiteboards in e3 enamel suspended on either wheels and a wall rail, or fixed directly to a wall. The whiteboard can also be used alone standing on its wheels against a wall when not suspended on the wall rail. The wall rail system comes in a length of 4 m as standard, but can easily be cut using a saw. If you require the rail to be cut in the factory, this can be done for an additional cost. Flip chart block holders are available as optional accessories. For details about pens and accessories, see the last page of the price list (PDF version - [click here](#)).



### MOOW WHITEBOARD, WALL-MOUNTED

Wall-mounted writing board, mounted on concealed fittings.



Description, WxHxD	Kg	Art no	Price A	Price B	Price C	Price D	Price E
MOOW basic wall-mounted 1200x900x20	18.0	149 410 00	470				
MOOW basic wall-mounted 1900x900x20	24.5	149 400 00	766				
MOOW basic wall-mounted 1500x1000x20	26.0	149 402 00	616				
MOOW basic wall-mounted 2000x1000x20	35.0	149 403 00	802				
MOOW basic wall-mounted 2500x1000x20	43.5	149 404 00	978				
MOOW basic wall-mounted 3000x1000x20	53.0	149 405 00	1 173				

### MOOW WHITEBOARD WITH WHEELS

Whiteboard on castors for suspension on wall rail or inclined directly against a wall.



Description, WxHxD	Kg	Art no	Price A	Price B	Price C	Price D	Price E
MOOW /w whls 900x1200x67	19.5	149 430 00	751				
MOOW /w whls 900x1900x67	28.5	149 420 00	915				

### MOOW ACCESSORIES

Wall rail and accessories.

Description, WxHxD	Kg	Art no	Price A	Price B	Price C	Price D	Price E
MOOW wall strip 4000x50x50	3.0	149 440 00	150				
MOOW jnt fitting for wall strp Black		149 450 00	79				

SKETCHALOT

Sketchalot is a modular whiteboard that doesn't require any fixing on to the wall. The design allows whiteboards to be placed close together and directly against the wall, which means they do not take up much space. Sketchalot has an E3 enamel writing surface and rests on two detachable, easy to fit feet in white painted aluminium. The reverse is white. For details about pens and accessories, see the last page of the price list (PDF version - [click here](#)).



SKETCHALOT WHITEBOARD

Floor-standing e3 enamel whiteboard, including feet.

Description, WxHxD	Kg	Art no	Price A	Price B	Price C	Price D	Price E
Sketchalot incl. feet 790x2000x210	23.0	149 210 00	1 338				

## UNITI SYSTEM

Uniti is equipped with an e3 surface with a natural or white anodised aluminium frame with plastic corners. The reverse is coated with a thin layer of aluminium. The boards come with a pen shelf. The sizes quoted below are external dimensions incl. pen shelf. The pen shelf is 71 mm deep. For more information about pens and accessories, see the final page of the price list (PDF version - [click here](#)).



### UNITI WRITING BOARD

Wall-mounted whiteboard with anodised frame, incl. pen shelf.

Description, WxHxD	Kg	Art no	Price A	Price B	Price C	Price D	Price E
Uniti wrt. brd., nat. frm incl. pen shelf L=200 368x548	3.5	210 001 31	72				
Uniti wrt. brd., nat. frm excl. pen shelf 468x318	2.5	210 001 32	74				
Uniti wrt. brd., nat. frm incl. pen shelf L=200 618x498	4.5	210 001 33	90				
Uniti wrt. brd., nat. frm incl. pen shelf L=400 618x948	8.0	210 001 34	115				
Uniti wrt. brd., nat. frm incl. pen shelf, full length 1818x948	21.0	210 001 35	352				
Uniti wrt. brd., nat. frm incl. pen shelf L=400 918x1248	14.0	210 001 36	228				
Uniti wrt. brd., nat. frm incl. pen shelf L=400 1018x1248	15.0	210 001 37	239				
Uniti wrt. brd., nat. frm incl. pen shelf, full length 1218x1248	18.0	210 001 38	300				
Uniti wrt. brd., nat. frm incl. pen shelf, full length 1518x1248	22.0	210 001 39	332				
Uniti wrt. brd., nat. frm incl. pen shelf, full length 1818x1248	26.0	210 001 40	387				
Uniti wrt. brd., nat. frm incl. pen shelf, full length 2018x1248	29.0	210 001 41	441				
Uniti wrt. brd., nat. frm incl. pen shelf, full length 2518x1248	35.0	210 001 42	551				
Uniti wrt. brd., nat. frm incl. pen shelf, full length 3018x1248	42.0	210 001 43	633				
Uniti wrt. brd., nat. frm incl. pen shelf, full length 1518x1572	29.6	141 490 60	654				
Uniti wrt. brd., nat. frm incl. pen shelf, full length 2018x1572	39.0	141 500 60	891				
Uniti wrt. brd., nat. frm incl. pen shelf, full length 2518x1572	48.3	141 510 60	1 031				





## UNITI WRITING BOARD

Wall-mounted whiteboard with white anodised frame, incl. pen shelf.

Description, WxHxD	Kg	Art no	Price A	Price B	Price C	Price D	Price E
Uniti wrt. brd., wt. frm. incl. pen shelf L=400 618x948	7.0	141 350 90	176				
Uniti wrt. brd., wt. frm. incl. pen shelf L=400 918x1248	14.0	141 360 90	276				
Uniti wrt. brd., wt. frm. incl. pen shelf, full length 1218x948	14.0	141 370 90	284				
Uniti wrt. brd., wt. frm. incl. pen shelf, full length 1018x1248	16.0	141 380 90	274				
Uniti wrt. brd., wt. frm. incl. pen shelf, full length 1218 X 1248	19.0	141 390 90	357				
Uniti wrt. brd., wt. frm. incl. pen shelf, full length 1518x1248	23.0	141 400 90	393				
Uniti wrt. brd., wt. frm. incl. pen shelf, full length 1818x1248	27.0	141 410 90	477				
Uniti wrt. brd., wt. frm. incl. pen shelf, full length 2018x1248	31.0	141 420 90	526				
Uniti wrt. brd., wt. frm. incl. pen shelf, full length 2518x1248	38.0	141 430 90	662				
Uniti wrt. brd., wt. frm. incl. pen shelf, full length 3018x1248	44.0	141 440 90	785				
Uniti wrt. brd., wt. frm. incl. pen shelf, full length 1518x1572	29.6	141 490 90	710				
Uniti wrt. brd., wt. frm. incl. pen shelf, full length 2018x1572	39.0	141 500 90	970				
Uniti wrt. brd., wt. frm. incl. pen shelf, full length 2518x1572	48.3	141 510 90	1 102				




## WHEEL STAND

Wheel stand in strong steel tube, painted in white textured paint, with four wheels, two of which lockable. The stand fits Uniti widths 1518-3018. Stand depth: 710 mm.

Description, WxHxD	Kg	Art no	Price A	Price B	Price C	Price D	Price E
Wheel rack for Wb H=1200 mm comp. /w 1500-3000 wide wb white painted	19.0	173 200 90	608				

## VIP SYSTEM

Design Friis & Moltke. VIP is an elegant, wall-mounted writing board, whiteboard in E3 enamel with an enclosing aluminium rail. In the upper edge, there is a track for suspending flexible boards. For more information about pens and accessories, see the final page in the price list (PDF version - [click here](#)).



### VIP WHITEBOARD 1 TRACK

A wall-mounted writing board with 1 track in upper strip. Fitted on concealed wall fittings. Pen shelf not included and must be purchased separately.

Description, WxHxD	Kg	Art no	Price A	Price B	Price C	Price D	Price E
Vip whiteboard e3 wall-mounted 1005x1300. 1 track	16.0	743 000 00	470				
Vip whiteboard e3 wall-mounted 1205x1300. 1 track	18.5	743 010 00	526				
Vip whiteboard e3 wall-mounted 1505x1300. 1 track	23.0	743 020 00	605				
Vip whiteboard e3 wall-mounted 2005x1300. 1 track	31.5	743 030 00	753				
Vip whiteboard e3 wall-mounted 2505x1300. 1 track	40.5	743 040 00	895				
Vip whiteboard e3 wall-mounted 3005x1300. 1 track	49.5	743 050 00	1 070				

### VIP WHITE BOARD 2 TRACKS

A wall-mounted writing board with two tracks in upper strip. Installed on concealed wall fittings. Pen shelf not included. Can be purchased separately.

Description, WxHxD	Kg	Art no	Price A	Price B	Price C	Price D	Price E
VIP Whiteboard 1205x1300 2 sliding tracks	20.0	727 010 00	582				
VIP Whiteboard 1505x1300 2 sliding tracks	25.5	727 020 00	749				
VIP Whiteboard 2005x1300 2 sliding tracks	34.0	727 030 00	897				
VIP Whiteboard 2505x1300 2 sliding tracks	42.5	727 040 00	1 117				
VIP Whiteboard, wall mounted 3005x1300 2 sliding tracks	51.0	727 050 00	1 268				

### VIP PEN SHELF



Description, WxHxD	Kg	Art no	Price A	Price B	Price C	Price D	Price E
Vip pen shelf for writing brd L=1005	1.0	743 100 00	134				
Vip pen shelf for writing brd L=1205	1.2	743 110 00	141				
Vip pen shelf for writing brd L=1505	2.1	743 120 00	154				
Vip pen shelf for writing brd L=2005	2.8	743 130 00	176				
Vip pen shelf for writing brd L=2505	3.0	743 140 00	198				
Vip pen shelf for writing brd L=3005	3.5	743 150 00	219				



### VIP FLEXIBLE BOARD

Single sided boards for mounting in single or double sliding tracks. Frames/fittings in matt anodised aluminium. Installed as standard with short fittings (included) for use of single rail or for use of outer sliding track on the double track. Long fittings (option) used for the inner sliding track on the double track. Needed so the boards can overlap.

Description, WxHxD	Kg	Art no	Price A	Price B	Price C	Price D	Price E
Vip flex writing board whiteboard e3 800x1300	10.0	764 000 00	732				
Vip flex writing board whiteboard e3 1200x1300	14.0	764 090 00	842				



### VIP FLIP CHART BOARD

Board surface: e3 enamel. Frame and pen holder in matte anodised aluminium. Fitted with short fittings as standard for use of single strip or to enable use of the outer glide track on a double strip model. Fitting made from matte anodised aluminium. Long fittings (optional) are used for the inner glide track on the double strip, which is required so that boards can overlap each other.

Description, WxHxD	Kg	Art no	Price A	Price B	Price C	Price D	Price E
Vip flex flip chart brd wb e3 incl flip chart pad 800x1300	11.0	764 210 00	997				



### VIP RAIL

Single rail and double rail in matt anodised aluminium. The single rail has one sliding track and the double rail has two sliding tracks for hanging boards. The top rail has a clamp function for hanging paper sheets. Other lengths are available upon request, max. 6000 mm. Concealed fittings.

Description, WxHxD	Kg	Art no	Price A	Price B	Price C	Price D	Price E
Vip single rail L=1500 natural anodised	1.6	715 010 00	198				
Vip single rail L=2000 natural anodised	2.1	715 020 00	224				
Vip single rail L=2500 natural anodised	2.7	715 030 00	261				
Vip single rail L=3000 natural anodised	3.2	715 040 00	294				
Vip single rail L=3500 natural anodised	4.3	715 050 00	343				
Vip single rail L=4000 natural anodised	4.2	715 060 00	390				
Vip double rail L=1500 natural anodised	1.9	715 120 00	211				
Vip double rail L=2000 natural anodised	3.0	715 130 00	250				
Vip double rail L=2500 natural anodised	3.7	715 140 00	309				
Vip double rail L=3000 natural anodised	3.7	715 150 00	371				
Vip double rail L=3500 natural anodised	4.3	715 160 00	435				
Vip double rail L=4000 natural anodised	5.0	715 170 00	495				
Vip spacer strip L=1500 natural anodised	1.3	715 230 00	156				
Vip spacer strip L=2000 natural anodised	1.7	715 240 00	177				
Vip spacer strip L=2500 natural anodised	2.1	715 250 00	196				
Vip spacer strip L=3000 natural anodised	2.5	715 260 00	210				
Vip spacer strip L=3500 natural anodised	3.0	715 270 00	246				
Vip spacer strip L=4000 natural anodised	3.4	715 280 00	281				

### ACCESSORIES VIP

The starter kit contains 12 magnets, 4 pens, 1 pen holder, 1 magnetic eraser, and 1 cleaning cloth. Long fittings (optional) are used for the inner glide track on the double strip, which is required so that boards can overlap each other.

Description, WxHxD	Kg	Art no	Price A	Price B	Price C	Price D	Price E
Vip suspension fitting, long complete 60x126	0.8	764 200 00	193				
Vip starter kit	0.6	743 201 00	101				



## GRAPHITE STARTER SET

Design Stefan Borselius. Boring components ruin the overall impression. This range of stylish writing board accessories contains everything you need! The starter set can be purchased complete as a "Large" or "Small" set, or as individual items. The Graphite starter set is available for both glass writing boards and white boards.



### GRAPHITE STARTER SET FOR WHITEBOARD

Accessories set in two sizes suitable for use with writing boards with a white board surface. "Large" contains: 5 pens, 6 magnets, 1 cleaning cloth, 1 spray bottle, 1 large and 1 small eraser that also functions as a pen holder. "Small" contains: 2 pens, 6 magnets large and 1 small eraser that also functions as a pen holder.

Description, WxHxD	Kg	Art no	Price A	Price B	Price C	Price D	Price E
Starter set, Graphite whiteboard Large	0.9	189 700 00	74				
Starter set, Graphite whiteboard Small	0.4	189 700 10	60				

### GRAPHITE STARTER SET FOR GLASS WRITING BOARDS

Accessories set in two sizes suitable for use with writing boards with a glass surface. "Large" contains: 5 pens, 6 magnets, 1 cleaning cloth, 1 spray bottle, 1 large and 1 small eraser that also functions as a pen holder. "Small" contains: 2 pens, 6 magnets large and 1 small eraser that also functions as a pen holder.

Description, WxHxD	Kg	Art no	Price A	Price B	Price C	Price D	Price E
Starter set, Graphite Glass boards Large	0.9	189 700 05	74				
Starter set, Graphite Glass boards Small	0.4	189 700 15	60				



### GRAPHITE SEPARATE ITEMS

Description, WxHxD	Kg	Art no	Price A	Price B	Price C	Price D	Price E
Pen holder, Graphite	0.2	189 700 22	38				
Magnets, Graphite x 6	0.1	189 700 24	20				
Cleaning cloth		189 700 26	8				
Refill, Board Eraser x 5		189 700 27	5				
Eraser, Graphite whiteboard	0.1	189 700 20	30				
Eraser, Graphite glass board	0.1	189 700 21	30				
WB pens, Graphite 2 black, 1 red, 1 blue, x 1 green	0.1	189 700 23	20				

## ACCESSORIES, WHITEBOARDS

Description, WxHxD	Kg	Art no	Price A	Price B	Price C	Price D	Price E
Flip chart holder with magnet, white anodised 725x60x30	1.2	120 930 90	154				
Flip Chart 600X840 White 10 Pack, 50 sheets	18.0	230 120 90	164				
Flip chart 600X840 White	1.8	563 010 90	31				
Pen holder, aluminium natural anodised magnetic reverse	0.2	600 001 58	26				
Vip eraser D100 black magnetic, round	0.1	600 001 57	28				
Board Cleaner 250ml Writing boards	0.2	230 080 01	26				

## ACCESSORIES, GLASS WRITING BOARDS

Description, WxHxD	Kg	Art no	Price A	Price B	Price C	Price D	Price E
Flip chart susp. Ral 9010 for Magvision	0.1	147 150 90	105				
Pen for black glass surface 4-Set Pink, Grn, Yellw, Orange requires wet wiping	0.1	230 220 00	60				
Wb Pen Angled Tip, Wht 867 230		230 024 90	18				



600 001 58



600 001 57



230 080 01



147 150 90



230 220 00



230 024 90



We create better soundscapes.

Abstracta AB  
Box 75  
SE-363 03 Lammhult, Sweden