

Renz Meubelen prijslijst

Price list 2025



The products



Slide 3



Slide Connect 15



Upsite 25



Pace 33



Star 41



Sono 49



Talk 57



Convo 65



Tune 73


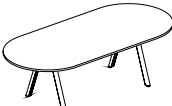

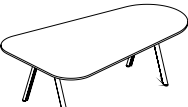


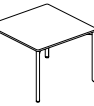
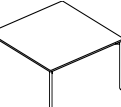




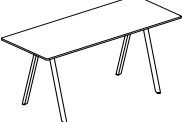

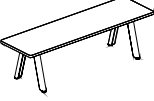
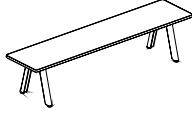
Site 83

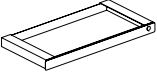
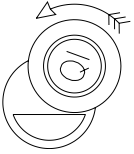

Power strips 91
Terms of business 94
Surface finishes 95

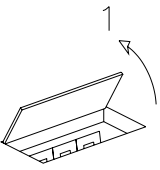
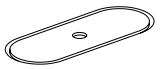
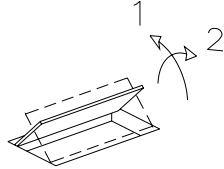
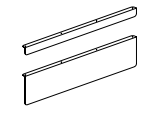
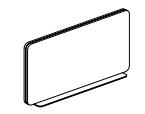
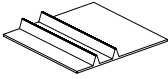
SLIDE

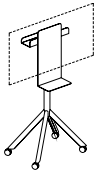
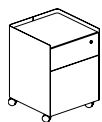
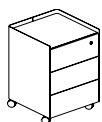
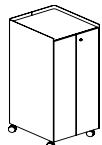
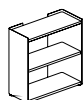
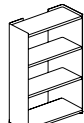
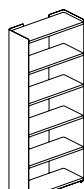


		Dim. in cm W D H	Oak urban grey		Oak solid oiled		Laminate Nano	
			Oak matt Oak smoked		Legs + frame, black, white, stone, pine, brick, mocca or RAL		Legs + frame, black, white, stone, pine, brick, mocca or RAL	
			Legs polished aluminium frame moon	Legs polished aluminium frame moon	Legs polished aluminium- frame moon	Legs polished aluminium- frame moon	Legs polished aluminium frame moon	Legs polished aluminium frame moon
	D 23 Meeting table Table legs, on glides or on castors. straight edge bevelled edge edge profile	190 110 74	3.319 3.513	3.730 3.922	4.504	4.914	3.172 3.467	3.582 3.878
	D 25 Meeting table Table legs, on glides or on castors. straight edge bevelled edge edge profile	240 110 74	3.694 3.915	4.114 4.335	5.106	5.525	3.513 3.856	3.934 4.275
	D 27 Meeting table Table legs, on glides or on castors. straight edge bevelled edge edge profile	200 148 74	4.051 4.284	4.548 4.783	5.493	5.994	3.869 4.227	4.367 4.728
	D 29 Meeting table Table legs, on glides or on castors. straight edge bevelled edge edge profile	240 148 74	4.501 4.764	5.059 5.318	6.107	6.665	4.302 4.702	4.858 5.259
	D 32 Meeting table Table legs, on glides or on castors. straight edge bevelled edge edge profile	Ø 110 74	2.197 2.254	2.594 2.651	2.912	3.310	2.078 2.170	2.476 2.567
	D 34 Meeting table Table legs, on glides or on castors. straight edge bevelled edge edge profile	Ø 140 74	3.075 3.172	3.473 3.570	4.113	4.510	2.869 3.015	3.266 3.415
	D 36 Meeting table Table legs, on glides or on castors. straight edge bevelled edge	100 100 74	2.438 2.582	2.836 2.979			2.327 2.534	2.724 2.931
	D 38 Meeting table Table legs, on glides or on castors. straight edge bevelled edge	155 155 74	3.296 3.439	3.695 3.837			3.067 3.278	3.561 3.675

		Dim. in cm W D H	Oak urban grey		Oak solid oiled		Laminate Nano	
			Oak matt Oak smoked		Legs + frame, black, white, stone, pine, brick, mocca or RAL		Legs + frame, black, white, stone, pine, brick, mocca or RAL	
				Legs polished aluminium frame moon		Legs polished aluminium- frame moon		Legs polished aluminium frame moon
	D 24 Standing table Table legs, on glides. straight edge bevelled edge edge profile	180 90 110	3.110 3.278	3.507 3.675		4.059 4.456	2.969 3.224	3.366 3.622
	D 26 Standing table Table legs, on glides. straight edge bevelled edge edge profile	200 90 110	3.272 3.454	3.671 3.852		4.307 4.704	3.117 3.394	3.515 3.791
	D 28 Standing table Table legs, on glides. straight edge bevelled edge edge profile	220 90 110	3.437 3.630	3.835 4.028		4.556 4.953	3.269 3.562	3.668 3.960
	D 30 Standing table Table legs, on glides. straight edge bevelled edge edge profile	240 90 110	3.561 3.765	3.959 4.146		4.763 5.161	3.378 3.692	3.777 4.091
	D 98 Bench Table legs, on glides. straight edge bevelled edge	150 44 43	1.917 2.054	2.108 2.258			1.782 1.910	1.972 2.114
	D 99 Bench Table legs, on glides. straight edge bevelled edge	190 44 43	2.184 2.342	2.375 2.545			2.008 2.152	2.198 2.356

		Dim. in cm W D H					
	D 41	Vertical cabling Textile black, l = 200 cm, max. 5 cables for attachment to the table leg.	200	231			
	D 43	Drawer below table top With lock, steel black. Cannot be combined with models D14 - D22 and D32 - D38.	50 26 5,5	536			
	OZ31 K000	Cable outlet Evoline Circle 80 Access, in black or white colour. 1 cable outlet with 2 openings, 1 clip for 6 single cables.		114			
	OZ31 K001	Cable outlet + Qi-Charger Evoline Circle 80 Access, in black or white colour. 1 cable outlet 1 rotating lid with a Qi charger 15W. Power cord Z90 required.		387			
	OZ31 SUU0	Electric module Evoline Circle 80, in black or white colour. 1 x power, 2 x USB charge (A/C), integrated cable outlet with cover. Connection cord l = 100 cm, with plug connection GST. Power cord Z90 required.	Ø 9	283			
	OZ31 SUU1	Electric module + Qi Charger Evoline Circle 80, in black or white colour. 1 Socket, 1 USB charge, (A/C), 1 rotating lid with a Qi charger 15W. Power cord Z90 required.		501			
	OZ90 0500	Power cord 500 cm Black cable, power plug with connection GST. To connect 1 electric module Z31 with a power socket.	500	51			
	OZ91 1005	Distributor box power 5 x outlet GST for up to 5 electrical modules Z31 per table. 1 input GST for power cord Z90. Total capacity in combination with 1 x powercord Z90 = max. 3500W.	32 28 3	72			

			Dim. in cm W D H					
	D 44	Power box The lid is finished to match the table top. The power strip is not included. It must be selected and completed from page 91. Standard positions of the power box see page 13.	23 11	865				
	D 44 M	For installation in the table center.		1.186				
	F 47	Power box The lid is finished in black, white, pine, brick or mocca. Can be used in the center of tables D12, D22 - D30. The power strip is not included. It must be selected and completed from page 91. Standard positions of the power box see page 13.	30 12	707				
	F 47 M	For installation in the table center.		1.032				
	D 49	Power box(can be opened to 2 sides) The lid is finished to match the table top. Can be used in the center of tables D12, D22 - D30. The power strip is not included. It must be selected and completed from page 91. Standard positions of the power box see page 13.	23 15	1.223				
	D 49 M	For installation in the table center.		1.540				
	D 50 D 51 D 52 D 53 D 54	Modesty Panel 7,5 or 30 cm high for table width 160 cm. for table width 180 cm. for table width 200 cm. for table width 220 cm. for table width 240 cm. Steel black, white, stone, pine, brick or mocca	136 7,5/30 156 7,5/30 176 7,5/30 196 7,5/30 216 7,5/30	364 389 412 435 457				
	D 56 D 57 D 58	Acoustic Screen Fiber core with fabric cover. Fiber core with fabric cover. Fiber core with fabric cover. Base plate steel black.	66,5 39 76,5 39 13 39	493 509 528				
	D 95	Divider insert for container D 63, D 64, D 74 Felt anthracite	33 36	120				

			Dim. in cm W D H		Oak urban grey	Solid oak look oiled	Laminate Nano black white stone pine brick mocca		
	D 60	Media trolley for flat screens up to approx. 55" diagonal (VESA 200 x 200 - 400 x 400, max. 18 kg). 1 tray for remote control, 1 tray for power strip, soundbar which can be attached. The power strip is not included. If required it can be selected and completed from page 99. Steel black, white, stone, pine, brick or mocca	77 59 155	2.129					
	D 63	Mobile container 1 drawer, 1 file drawer, with lock. Container sides steel black, white, stone, pine, brick or mocca	43 43,5 60		1.785	1.785	1.734		
	D 64	Mobile container 3 drawers, with lock. Container sides steel black, white, stone, pine, brick or mocca	43 43,5 60		1.975	1.975	1.913		
	D 74	Mobile container 2 doors, with lock. Behind doors is 1 drawer and 1 shelf. Container sides steel black, white, stone, pine, brick or mocca	43 50 100		1.938	1.938	1.889		
	D 80	Shelf unit (2H) Shelves are fixed / not adjustable. Unit sides steel black, white, stone, pine, brick or mocca	80 35 83		1.698	1.698	1.631		
	D 81	Shelf unit (3H) Shelves are fixed / not adjustable. Unit sides steel black, white, stone, pine, brick or mocca	80 35 121		2.202	2.202	2.112		
	D 82	Shelf unit (5H) Shelves are fixed / not adjustable. Unit sides steel black, white, stone, pine, brick or mocca	80 35 197		3.224	3.224	3091		



Product description

SLIDE

Slide is a modular table system that offers a variety of tabletop shapes, sizes, edges and frames to suit nearly every application. Containers and shelves provide practical storage space in the workplace.

Tabletops

The veneer or laminate tabletops have an MDF core and are 23 mm thick. The edges are available in two different versions:

-  Straight edge
-  Beveled edge; a 10 mm thick edge with a lacquered chamfer on the underside

The underside of white-finished tabletops is white; all other versions have a black underside. Some tabletops are available in solid European oak with a thickness of 25 mm. Solid wood shows the character and history of the grown tree. Small knots, adhesions and irregularities in color and structure are natural features. The perimeter is tapered to a 10 mm vertical edge at the top and bottom.

-  Edge profile (solid oak)

Solid wood tabletops are protected by an oil/wax finish. We recommend an annual refresher treatment in accordance with our care instructions. The corners of the tabletops are rounded.

Table legs

Table legs are available in slanted (desk 20°, standing desk 15°) and straight version. They are either aluminium powder-coated in black, white, stone, pine, brick or mocca and have a fine surface texture. Or the legs are aluminium polished with a powder-coated frame in color „moon“. The groove in the U-shaped cross-section (28 x 20 mm) can be used to accommodate cables.

The table legs are connected by a steel frame, which is powder coated to match the legs. On the electrically height-adjustable table, the slanted legs attach directly to the lifting column.

Glides and castors

The table legs have adjustable glides to compensate for uneven floors. Many tables are also available with castors. Height-adjustable tables, standing desks and multi-part conference tables are not available with castors.

Desk drawer

The lockable drawer made of steel, black powder-coated, can be assembled afterwards. With full extension, without divider insert.

Electrically height-adjustable desks

The electrically adjustable desks can be set to heights between 74 and 114 cm. The control switch is located under the tabletop. As a safety precaution, the height adjustment is programmed to stop 50 mm before the downward limit. The final reduced-speed adjustment is activated by pressing the button again.

The standard cable net cannot be used in combination with a flush-mounted lid. This is also omitted when using a modesty panel. For the electrically height-adjustable tables, we recommend using a 7.5 cm high modesty panel (risk of collision), which at the same time conceal the previously described under-table fixtures.

Modesty panels

Modesty panels are available in two heights (7.5 cm and 30 cm) in powder-coated steel to match the color of the table frame. The modesty panels are attached under the table. The 7.5-cm modesty panels can be used to conceal technical fixtures.

Acoustic screens

Tables can be divided using acoustic screens. The noise-reducing panels are available in a variety of fabrics. The feet are made of black powder-coated steel and are fitted with felt glides. All acoustic screens can be combined at right angles with no gap.

Mobile containers on castors

The outside panels and backs of the mobile containers are made of steel, finely powder coated to match the table legs.

Drawers are push-to-open, with partial extension and self-closing mechanisms. All containers are delivered with a lock. The cylinder is located at the upper-right front of the drawer unit. Fronts and tops are available to match the tabletops.

To accompany solid oak tabletops, containers are finished with solid oak-look veneer.

Shelf units

The side panels of the shelf units are of finely structured powder-coated steel, available in colors to match the table legs. The shelves can be chosen to coordinate with tabletop surfaces. Shelves are available with solid oak-look veneer for use with solid oak tabletops.

Veneer and laminate shelves have a thickness of 29 mm. The shelf unit is delivered disassembled. Shelf height cannot be adjusted and is designed to accommodate lever arch files.

Shelves must be anchored to the wall to secure against tipping.

Electric supply and cable routing for tables

The vertical cable routing runs through flexible cable covers in the groove of the table leg. Horizontal cables are fixed under the tabletop using cable sheaths with Velcro closures. On the electrically height-adjustable table there is a cable net under the tabletop.

Single or multiple electric outlets, available in black or white, can be installed in the specified positions of the table surface.

In the case of multiple outlets, a pluggable power distribution box is required, one per circuit.

Power box (opens to one side)

The power box for desks (D44) is mounted flush into the tabletop. The flip-open lid is finished to match the tabletop. A 17-mm cutout serves as a cable outlet and provides access to the power strip below. Power strips must be ordered separately. Power strips with various configurations must be selected and completed from page 91 on.

Power box (oval)

The power box (D47) is mounted flush into the tabletop. It is usually powder-coated in the same color as the table frames, but an aluminum polished version is not available. The lid is held in position by several magnets for better handling and to allow the flexible rearrangement of the tabletops. Cables can be led out through the all-round gap to all sides. Power strips must be selected and ordered separately. Power strips with various configurations must be selected and completed from page 91 on.

Power box (opens to two sides)

The power box for conference tables (D49) is mounted flush into the tabletop. The flip-open lid is finished to match the tabletop. The lid can be opened to two sides. A 17-mm cutout on each side serves as a cable outlet and provides access to the power strip below. Power strips must be ordered separately. Power strips with various configurations must be selected and completed from page 91 on.

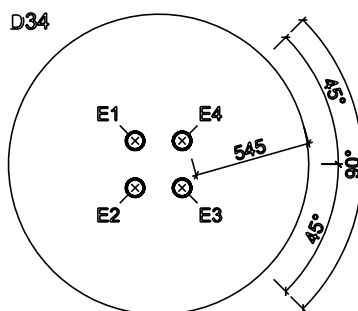
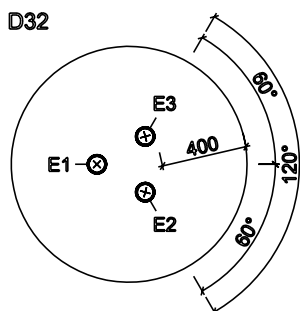
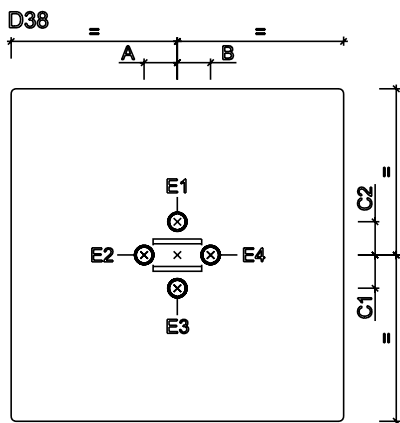
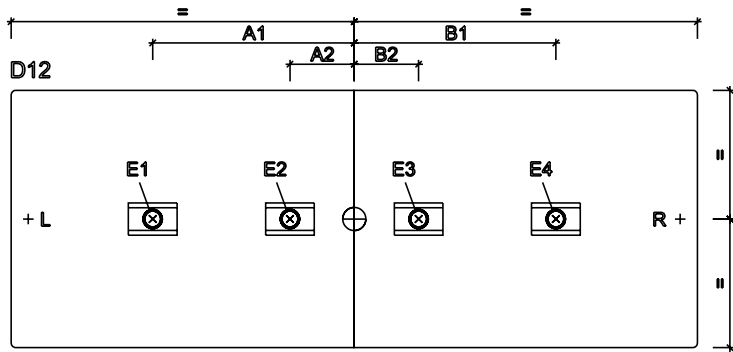
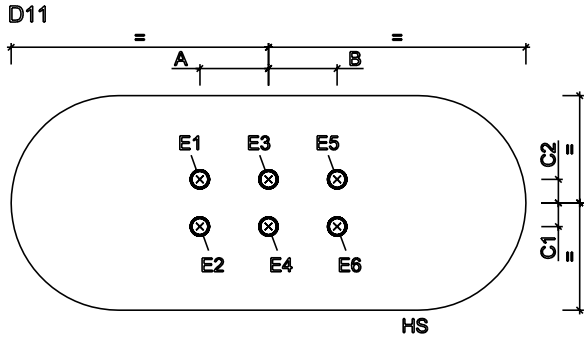
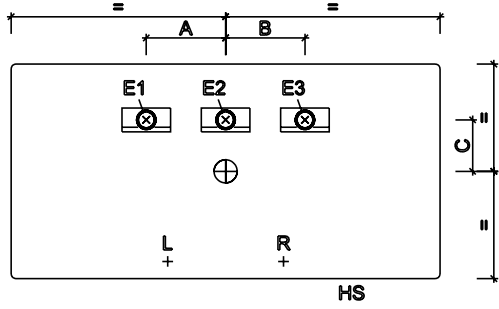
Media element

The media element is fitted with castors and suitable for screens up to 55 inches (diagonal) and approx. 25 kg. The attachments can be adjusted to accommodate VESA 200 x 200 to VESA 400 x 400.

Screen height is selected during set-up and adjusted in 5-cm steps up to about 30 cm. The front of the unit provides space for a soundbar.

Cable routing runs through the central column. A power strip can be placed in the tray.

D01...D09 / D02...D10
D14...D22 / D24...D30



Mod. / Pos.:	E1	E2	E3
D01, D03, D05	A= 370 / C= 240	0 / C= 240	B= 370 / C= 240
D07, D09	A= 470 / C= 240	0 / C= 240	B= 470 / C= 240

D02	A= 320 / C= 240	0 / C= 240	B= 320 / C= 240
D04	A= 370 / C= 240	0 / C= 240	B= 370 / C= 240
D06	A= 420 / C= 240	0 / C= 240	B= 420 / C= 240
D08	A= 470 / C= 240	0 / C= 240	B= 470 / C= 240
D10	A= 520 / C= 240	0 / C= 240	B= 520 / C= 240

D14	A= 320 / C= 140	0 / C= 140	B= 320 / C= 140
D16	A= 420 / C= 190	0 / C= 190	B= 420 / C= 190
D18	A= 520 / C= 240	0 / C= 240	B= 520 / C= 240
D20	A= 620 / C= 240	0 / C= 240	B= 620 / C= 240
D22	A= 720 / C= 240	0 / C= 240	B= 720 / C= 240

D24	A= 370 / 0	0 / 0	B= 370 / 0
D26	A= 420 / 0	0 / 0	B= 420 / 0
D28	A= 470 / 0	0 / 0	B= 470 / 0
D30	A= 520 / 0	0 / 0	B= 520 / 0

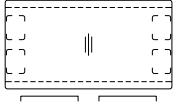



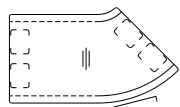
Mod. / Pos.:	E1 / E2	E3 / E4	E5 / E6
D11	A= 320 / C1,2= 110	0 / C1,2= 110	B= 320 / C1,2= 110

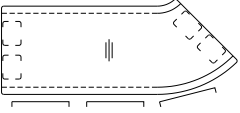
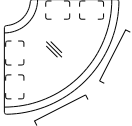
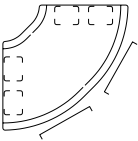
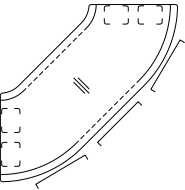
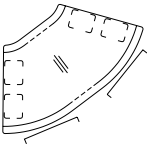
Mod. / Pos.:	E1 / E4	E2 / E3
D12	A1,B1= 940	A2,B2= 300

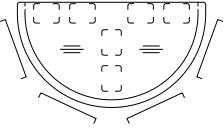
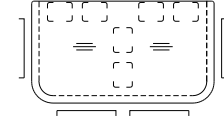
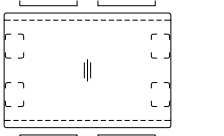
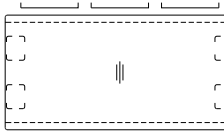
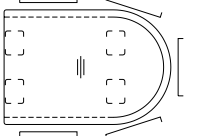
Mod. / Pos.:	E1 / E2 / E3 / E4
D38	A, B, C = 155

SLIDE CONNECT

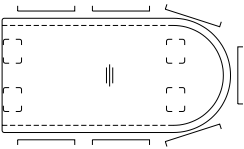
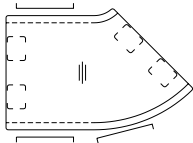
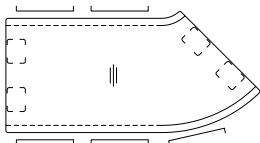
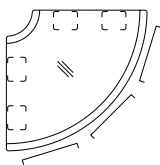
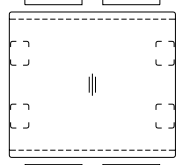


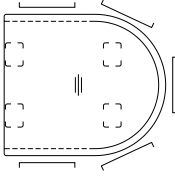
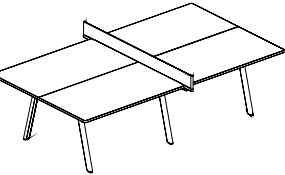
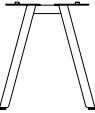
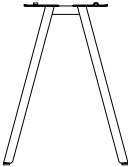

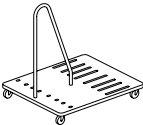
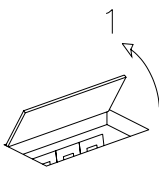

		Dim. in cm W D H	Oak urban grey Oak matt Oak smoked	Laminate grey Further finishes on request.	Laminate nano black white stone pine brick mocca	
* Table segment not to use as single table						
	F0 JG	Rectangle	160 85 74/110			
		straight edge bevelled edge		1.697 1.820	1.383 1.512	1.616 1.761
	F0 B1 J	Modesty Panel steel, black incl. horizontal cable routing	10			517
	F0 B2 J	Modesty Panel steel, black incl. horizontal cable routing	30			577
	F0 PG	Rectangle	220 85 74/110			
		straight edge bevelled edge		2.076 2.245	1.644 1.822	1.966 2.165
	F0 B1 P	Modesty Panel steel, black incl. horizontal cable routing	10			626
	F0 B2 P	Modesty Panel steel, black incl. horizontal cable routing	30			708
	F1 MG	End top	190 85 74/110			
		straight edge bevelled edge		1.887 2.033	1.514 1.667	1.792 1.963
	F1 B1 M	Modesty Panel steel, black incl. horizontal cable routing	10			509
	F1 B2 M	Modesty Panel steel, black incl. horizontal cable routing	30			565
	F1 SG	End top	250 85 74/110			
		straight edge bevelled edge		2.266 2.459	1.776 1.977	2.140 2.366
	F1 B1 S	Modesty Panel steel, black incl. horizontal cable routing	10			618
	F1 B2 S	Modesty Panel steel, black incl. horizontal cable routing	30			698
	F2 KG*	Corner top	170 85 74/110			
		straight edge bevelled edge		1.760 1.892	1.427 1.564	1.675 1.829
	F2 B1 K	Modesty Panel steel, black incl. horizontal cable routing	10			614
	F2 B2 K	Modesty Panel steel, black incl. horizontal cable routing	30			705

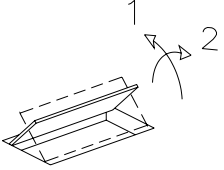
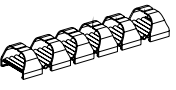
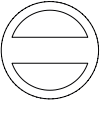



		Dim. in cm W D H	Oak urban grey Oak matt Oak smoked	Laminate grey Further finishes on request.	Laminate nano black white stone pine brick mocca	
* Table segment not to use as single table						
	F2 QG*	Corner top	230 85 74/110			
		straight edge bevelled edge		2.140 2.317	1.689 1.875	2.024 2.232
	F2 B1 Q	Modesty Panel steel, black incl. horizontal cable routing	10			723
	F2 B2 Q	Modesty Panel steel, black incl. horizontal cable routing	30			836
	F3 JG*	Head top 90°	160 85 74/110			
		straight edge bevelled edge		1.697 1.820	1.383 1.512	1.616 1.761
	F3 B1 J	Modesty Panel steel, black incl. horizontal cable routing	10			692
	F3 B2 J	Modesty Panel steel, black incl. horizontal cable routing	30			788
	F3 KG*	Head top 90°	170 85 74/110			
		straight edge bevelled edge		1.760 1.892	1.427 1.564	1.595 1.829
	F3 B1 K	Modesty Panel steel, black incl. horizontal cable routing	10			711
	F3 B2 K	Modesty Panel steel, black incl. horizontal cable routing	30			810
	F3 RG*	Head top 90°	240 85 74/110			
		straight edge bevelled edge		2.203 2.378	1.732 1.926	2.083 2.299
	F3 B1 R	Modesty Panel steel, black incl. horizontal cable routing	10			838
	F3 B2 R	Modesty Panel steel, black incl. horizontal cable routing	30			964
	F4 KG*	Head top 75°	170 85 74/110			
		straight edge bevelled edge		1.760 1.892	1.427 1.564	1.675 1.829
	F4 B1 K	Modesty Panel steel, black incl. horizontal cable routing	10			786
	F4 B2 K	Modesty Panel steel, black incl. horizontal cable routing	30			917

		Dim. in cm W D H	Oak urban grey Oak matt Oak smoked	Laminate grey Further finishes on request.	Laminate nano black white stone pine brick mocca
* Table segment not to use as single table					
F8 KI 	End top	170 95 74/110			
	straight edge bevelled edge		2.104 2.235	1.771 1.907	2.019 2.172
F9 KI 	End top	170 95 74/110			
	straight edge bevelled edge		2.104 2.235	1.771 1.907	2.019 2.172
F0 JL 	Rectangle	160 110 74/110			
	straight edge bevelled edge		2.313 2.554	1.847 2.091	2.047 2.288
F0 PL 	Rectangle	220 110 74/110			
	straight edge bevelled edge		2.923 3.254	2.282 2.617	2.557 2.890
F1 JL 	End top	160 110 74/110			
	straight edge bevelled edge		2.313 2.554	1.847 2.091	2.047 2.288

* Table segment not to use as single table

		Dim. in cm W D H	Oak urban grey Oak matt Oak smoked	Laminate grey Further finishes on request.	Laminate nano black white stone pine brick mocca
F1 PL 	End top	220 110 74/110			
	straight edge		2.923	2.282	2.557
	bevelled edge		3.254	2.617	2.890
F2 LL* 	Corner top	180 110 74/110			
	straight edge		2.515	1.992	2.217
	bevelled edge		2.788	2.266	2.489
F2 PL* 	Corner top	220 110 74/110			
	straight edge		2.923	2.282	2.557
	bevelled edge		3.254	2.617	2.890
F3 NL* 	Corner top	200 110 74/110			
	straight edge		2.719	2.137	2.387
	bevelled edge		3.021	2.442	2.690
F0 JT 	Rectangle meeting table	160 150 74			
	straight edge		2.716	2.192	2.455
	bevelled edge		2.960	2.439	2.700

		Dim. in cm W D H	Oak urban grey Oak matt Oak smoked	Laminate grey Further finishes on request.	Laminate nano black white stone pine brick mocca
* Table segment not to use as single table					
	F1 JT End top meeting table straight edge bevelled edge	160 150 74	2.716 2.960	2.192 2.439	2.455 2.700
	OF 66	247 152,5 74			6.494 6.870
	F 70 Table leg, in 3 depths Depths 1 (85) 2 (110) 3 (150) Black, white, stone, pine, brick, mocca or RAL Polished Aluminium	74	677 807		
	F 80 Table leg, in 2 depths Depths 1 (85) 2 (110) Black, white, stone, pine, brick, mocca or RAL Polished Aluminium	110 Dimensions with- out Equipment	730 891		
	F 84 Transport trolley for tabletops for max. 6 tabletops and cable conduits. With safety belt.	144 78 115 Dimensions with- out Equipment	1.781		
	F 85 Transport trolley for table legs for max. 4 table legs	100 70 10	781		
	D 44 Power box The lid is finished to match the table top. The power strip is not included. It must be selected and completed from page 91. Standard positions of the power box see page 23.	23 11	866		
	F 47 Power box The lid is finished in black, white, stone, pine, brick or mocca. The power strip is not included. It must be selected and completed from page 91. Standard positions of the power box see p. 23. Special items on request.	30 12	707		

		Dim. in cm W D H			
	D 49 Power box (can be opened to 2 sides) The lid is finished to match the table top. The power strip is not included. It must be selected and completed from page 91. Standard positions of the power box see page 23.	200	1.224		
	F 41 Vertical cabling Textile black, l = 200 cm, max. 5 cables for attachment to the table leg.		231		
	F 81 Horizontal cabling Black plastic, for magnetic attachment to a modesty panel.	25 5,5 4	114		
	OZ31 K000 Cable outlet Evoline Circle 80 Access, in black or white colour. 1 cable outlet with 2 openings, 1 clip for 6 single cables.	∅ 9,2	114		
	OZ31 K001 Cable outlet + Qi-Charger Evoline Circle 80 Access, in black or white colour. 1 cable outlet 1 rotating lid with a Qi charger 15W. Power cord Z90 required.	∅ 9,2	387		
	OZ31 SUU0 Electric module Evoline Circle 80, in black or white colour. 1 x power, 2 x USB charge (A/C), integrated cable outlet with cover. Connection cord l = 100 cm, with plug connection GST. Power cord Z90 required.	∅ 9,2	283		
	OZ31 SUU1 Electric module + Qi Charger Evoline Circle 80, in black or white colour. 1 Socket, 1 USB charge, (A/C), 1 rotating lid with a Qi charger 15W. Power cord Z90 required.	∅ 9,2	501		
	OZ90 0500 Power cord 500 cm Black cable, power plug with connection GST. To connect 1 electric module Z31 with a power socket.	500	51		
	OZ91 1005 Distributor box power 5 x outlet GST for up to 5 electrical modules Z31 per table. 1 input GST for power cord Z90. Total capacity in combination with 1 x powercord Z90 = max. 3500W.	32 28 3	72		

Product description

SLIDE Connect

is an intelligent, modular table system for the planning and realization of fixed or flexible tables and conference systems. The modular system of tabletops consists of many shapes and dimensions and table legs in sitting height (74cm) and in standing height (110cm). It allows maximum flexibility and usability. Challenges when planning work, meeting, and conference rooms can be answered using one uniform design language.

The A-shaped table frames appear visually light while offering high stability in any table height and table depths from 85 to 150 cm. Tabletops and table frames are connected without the need of tools by an easy-to-use mechanism. Table frames are either put underneath one single table top or connecting two table tops with each other. For assembly, a table base is fixed to the table top via two locks. When linked together, the table base establishes a firm table connection connecting two table tops via four locks.

Tabletops

The tabletops are MDF material for table depths equal two or lower than 100 cm and light-weight material for table depths larger than. The top's thickness is approx. 30 mm, depending on top and bottom layers. The longitudinal edges of the tabletops are available with straight or chamfered edge.

 Straight edge

 Beveled edge; a 13 mm thick edge with a lacquered chamfer on the underside

For technical reasons, transverse edges, where table frames are placed, are always straight. The selected profile for the longitudinal edge also continues over the transverse end panel sides. All tabletop corners are rounded with a radius of 21 mm.

Further tabletop sizes and shapes as well as non-standard wood types and surfaces are available upon request. Tabletops are scalable in length and width according to the customer's requirements. In addition to our standard dimensions specified in the price list, we provide intermediate dimensions centimeter accurate.

FENIX ^{NTM}

Fenix NTM is a nanotech material from the company Arpa Industriale, which we label Laminate Nano in our collection.

Laminate grey is a durable standard laminate from the company Thermopal (U 009 ST 47).

Table legs

SLIDE Connect tables have table frames with slanted legs (15°). The table legs are made of aluminum and have a U-shaped cross-section. They are available in 2 table heights (74 and 110 cm) and in 3 depths, see Fig. p.23.

The table legs are available in black, white, stone, pine, brick or mocca color with a fine structure powder coating or in aluminum polished. Other colors are available on request. Crosspiece between table legs and adapter plates are always black.

The groove on the inner table leg has a dimension of 28 x 20 mm and can accommodate cables. The table legs have adjustable glides that can compensate for irregularities in the floor.

Modesty panels with integrated cabling

The modesty panels are fixed under the tabletop by knurled screws without the need of tools. They are mounted on the front side. Modesty panels in black powder-coated steel are available in 2 heights (10 cm and 30 cm).

The gap between the panel and the tabletop (12 mm wide) allows cabling at almost any point between the cable routing behind the panel from behind the modesty panel onto the tabletop.

Horizontal cable routing

Horizontal cable routing comes as standard with stable velcro straps, which can be used to securely hold and variably organize cable bundles on the back of the modesty panels.

For cable management of additional/recurring configurations, a plastic cable chain (F81) is optionally available. The cable chain is magnetically attached to the viewing panel and safely stores pre-configured cables and allows an even easier cable management.

Vertical cable element

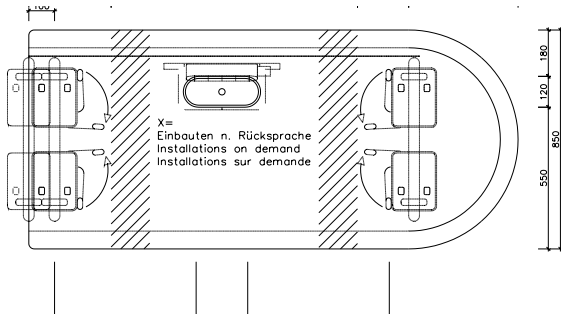
The vertical cable routing runs through a flexible cable cover in the groove of the table leg. The textile cable cover is held in place via a velcro strip.

Power box

The power box (F 47) is integrated flush with the tabletop. The lid, rounded on both sides, is provided with a grip hole. They are available in the same colors as the table legs. A polished aluminum version is not available.

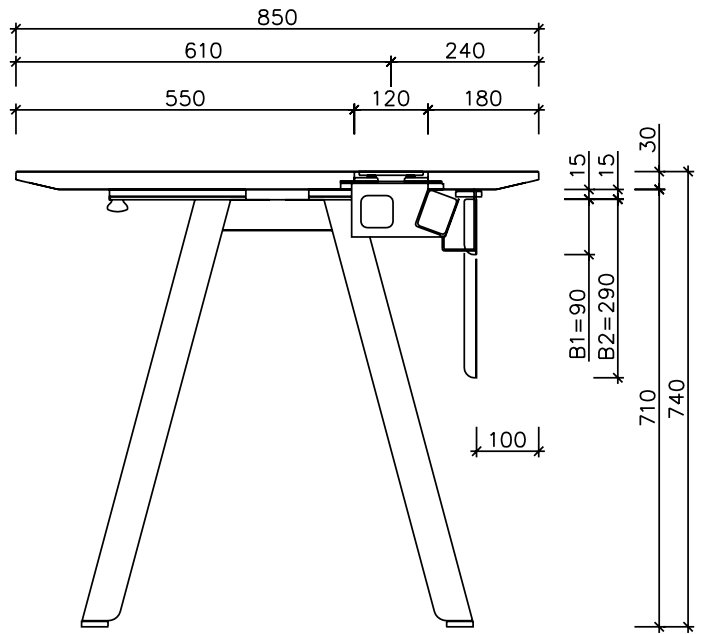
The removable lid remains safely in place by several magnets during handling and transport of the tabletops. Cables can be lead through a surrounding gap to all sides. Power strips with various configurations must be selected and completed from page 91 on.

FO JG Rectangle
F 47 Power box

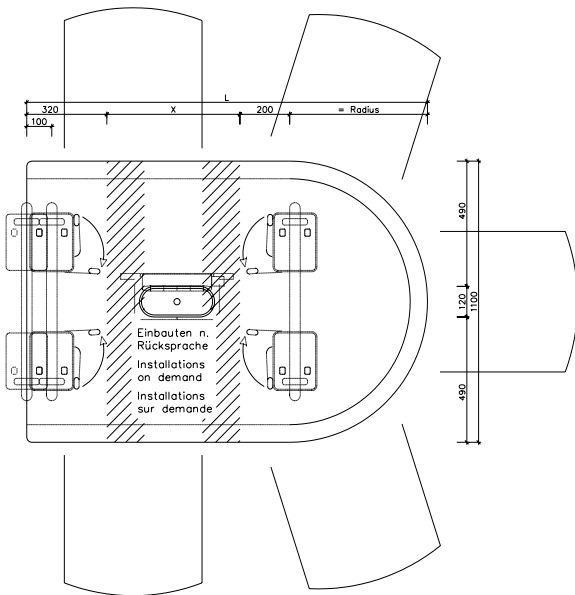


Lateral cut

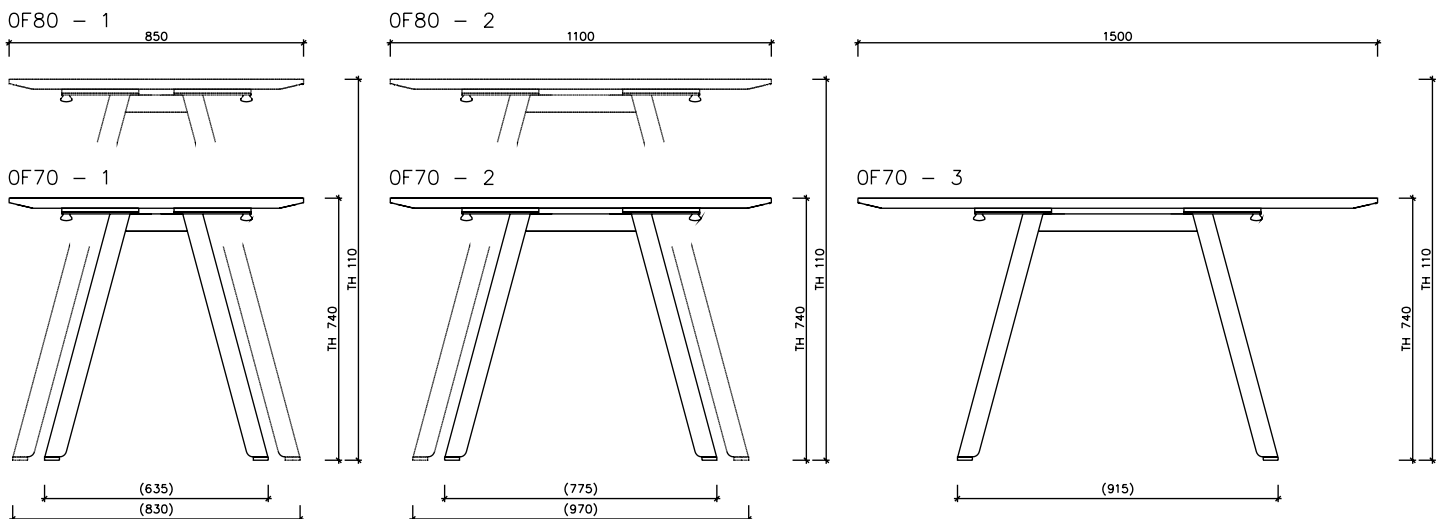
OF...B1... + B2...



F1 JL End top
F 47 Power box



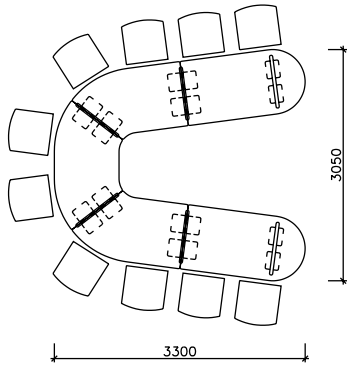
Various table depths and frame variants



Prices of example units

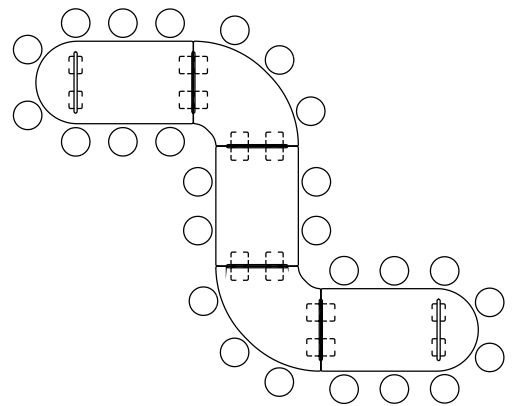
Scale 1:100

A



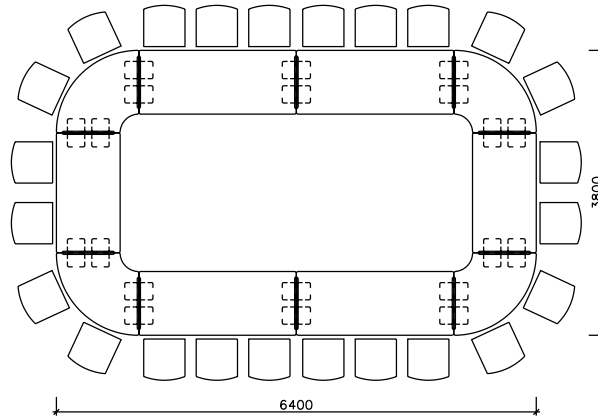
Sitting height Euro 12.473 *
 Standing height Euro 12.797 *

B



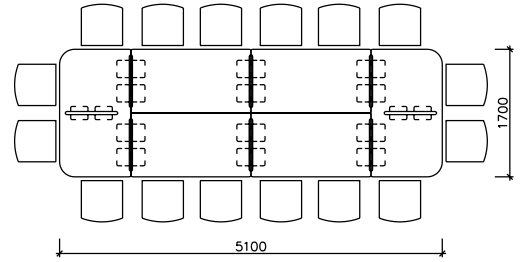
Sitting height Euro 17.365 *
 Standing height Euro 17.690 *

C



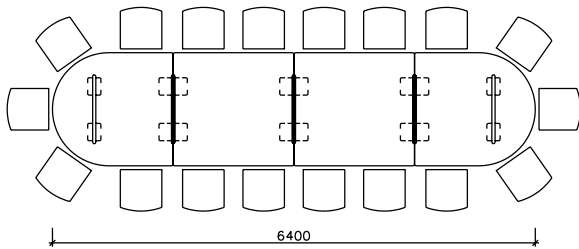
Sitting height Euro 24.829 *

D



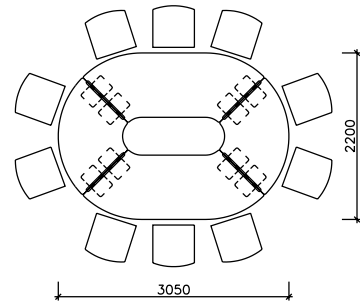
Sitting height Euro 15.710 *

E



Sitting height Euro 14.242 *

F

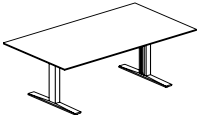
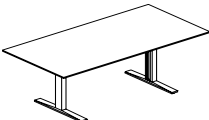
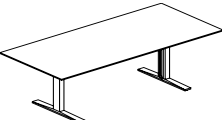
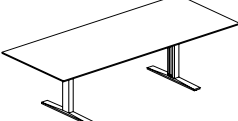
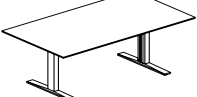
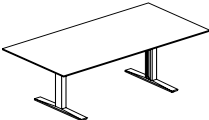
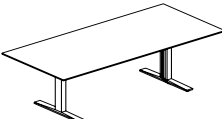
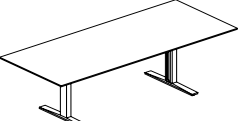


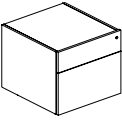
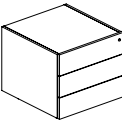
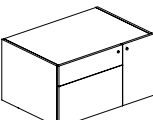
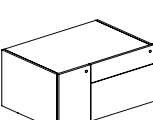
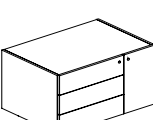
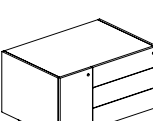
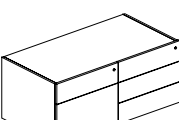
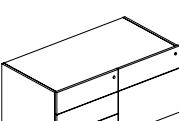
Sitting height Euro 10.397 *

* Retail prices in Euro. Wood finish oak urban grey/oak matt/oak smoked.

Upsite



		Dim. in cm W D H	Oak black	Oak light grey titan urban grey	Pear	Laminate nano black white stone		
				Oak matt Oak smoked Cherry Walnut Zebrano	Walnut tobacco Zebrano grey			
	U 05 Desk Electrically height-adjustable from 74-118 cm. incl. felt cable channel. Edge 13/52mm Frame chrome Frame black	180 100	5.649 4.807	5.751 4.908	6.390 5.544	6.046 5.203		
	U 07 Desk Electrically height-adjustable from 74-118 cm. incl. felt cable channel. Edge 13/52mm Frame chrome Frame black	200 100	5.748 4.905	5.861 5.020	6.573 5.723	6.175 5.327		
	U 09 Desk Electrically height-adjustable from 74-118 cm. incl. felt cable channel. Edge 13/52mm Frame chrome Frame black	220 100	5.882 5.038	6.008 5.163	6.792 5.939	6.340 5.493		
	U 11 Desk Electrically height-adjustable from 74-118 cm. incl. felt cable channel. Edge 13/52mm Frame chrome Frame black	240 100	5.983 5.137	6.116 5.269	6.971 6.119	6.467 5.619		
	U 06 Desk incl. felt cable channel. Edge 13/52mm Frame chrome Frame black	180 100 74	4.414 3.784	4.516 3.887	5.157 4.520	4.813 4.179		
	U 08 Desk incl. felt cable channel. Edge 13/52mm Frame chrome Frame black	200 100 74	4.512 3.883	4.626 3.994	5.338 4.701	4.939 4.307		
	U 10 Desk incl. felt cable channel. Edge 13/52mm Frame chrome Frame black	220 100 74	4.648 4.018	4.774 4.141	5.558 4.918	5.105 4.468		
	U 12 Desk incl. felt cable channel. Edge 13/52mm Frame chrome Frame black	240 100 74	4.747 4.115	4.881 4.247	5.738 5.094	5.234 4.596		

			Dim. in cm W D H	Lacquer silk matt white anthracite aluminium silver black metallic	Oak black	Oak light grey titan urban grey	Pear	Laminate nano black white stone
	U 63	Container Unit with ventilation 1 drawer 1 drawer for printer or filing frame with central locking in front	60 64 54 dimensions printer/file drawer: 50 48 28	2.005 2.109				
	U 78	Covering panel 60 cm wide		216	256	275	400	254
	U 64	Container 3 drawers with central locking in front	60 64 54	2.346 2.449				
	U 78	Covering panel 60 cm wide		216	256	275	400	254
	U 65	Container Unit with ventilation 1 drawer, 1 drawer for printer or filing frame, 1 door for PC with locks in front	90 64 54 dimensions printer/file drawer: 50 48 28 dimensions PC compart.: 26 50 48	2.542 2.751				
	U 79	Covering panel 90 cm wide		335	383	412	601	381
	U 66	Container Unit with ventilation 1 drawer, 1 drawer for printer or filing frame, 1 door for PC with locks in front	90 64 54 dimensions printer/file drawer: 50 48 28 dimensions PC compart.: 26 50 48	2.542 2.751				
	U 79	Covering panel 90 cm wide		335	383	412	601	381
	U 67	Container Unit with ventilation 3 drawers, 1 door for PC with locks in front	90 64 54 dimensions PC compart.: 26 50 48	2.881 3.091				
	U 79	Covering panel 90 cm wide		335	383	412	601	381
	U 68	Container Unit with ventilation 3 drawers, 1 door for PC with locks in front	90 64 54 Innenmaß PC-Fach: 26 50 48	2.881 3.091				
	U 79	Covering panel 90 cm wide		335	383	412	601	381
	U 70	Container Unit 4 drawers, 1 drawer for printer or filing frame with locks in front	120 64 54 dimensions printer/file drawer: 50 48 28	3.723 3.933				
	U 80	Covering panel 120 cm wide		429	510	546	800	508
	U 71	Container Unit 4 drawers, 1 drawer for printer or filing frame with locks in front	120 64 54 dimensions printer/file drawer: 50 48 28	3.723 3.933				
	U 80	Covering panel 120 cm wide		429	510	546	800	508

Product description


UPSITE

is a modular system with electrically height-adjustable desks as well as desks with a set height. Rectangular tabletops rest on a chromed or black lacquered T-base frame with lifting columns. Design and construction of the containers — as single container or connected to a toolboard — are in line with the storage system SITE.

Tops

The tabletops are 25 mm thick and have an MDF core. The edges are available in two different versions:

Edge 13 mm:



In the optically slim version, a 13 mm thick veneer edge merges into a bevel angled 13° towards the bottom.

Edge 52 mm:



In the block-shaped, optically more present version, the edge is doubled to approx. 52 mm.

The bevel is lacquered anthracite like the bottom of the top. Tabletops are veneered lengthwise. Tabletops in Fenix Nano are also lacquered anthracite underneath. Tabletops in non-standard sizes are possible upon request. The desks are always fitted with a horizontal cable conduit made of felt.

FENIX NTM

Fenix NTM is a nanotech material of the company Arpa Industriale, which we offer under the label Laminate Nano in our collection.

Desk electrically height adjustable

The frames (T-base) of the height-adjustable desks offer a range in height from as low as 74 to up to 118 cm. Height adjustment is done electrically.

The two round buttons to regulate the height adjustment are embedded evenly into the desk surface. The height adjustment has a programmed „safety area“ for downwards operation. The downwards movement stops at the last 50 mm and must be restarted at a reduced speed by pressing the button again.

Desk with a set height

Standard height of table frame is 74 cm. Different table heights ranging from 72 to 77 cm are possible. The table height can be set in 1 cm increments. The chromed lifting columns have a cross section of 10 x 6 cm. The other parts of the frame are powder-coated in RAL 7021 (black grey). The chromed or black lacquered aluminum foot stabilizers complete the high-quality design of the pedestal. Height-adjustable gliders allow levelling the desk. The desks are always delivered with a horizontal felt cable tray. The horizontal cable channel is designed as a molded part made of felt, colored in anthracite-melange. The innovative locking technique provides convenient access to the cable channel and allows adapting the optional electric boxes or cable outlets.

For a standalone desk, the cable management occurs via the supplied vertical cabling. It is attached to the inside of the lifting column on the left or right side. If necessary, the cabling can be switched to the other side without damaging the frame.

Frames mounted in the toolboard are connected through the container via a vertical cabling.

Power box (can be opened to 1 side)

The power box (U 44) is leveled into the tabletop and finished to match the tabletop. A 17 mm wide cut-out serves as cable outlet. The power box does not yet contain a power strip. Power strips with various configurations must be selected and completed from page 91 on.

The power strips are provided with GST 18 input/output and a connection cord of 2,90 m. A cable for the power connection of two or more power strips can be delivered optionally.

Meeting table

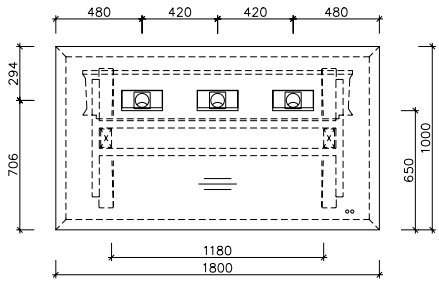
The tabletops are available in round (Ø 110 cm) or square (110 x 110 cm) shape. Both tables have a central column at a set height. The base plate and column on the round table are round. The base plate and column on the square table are square. The base plate and column are available in polished chrome or black lacquered finish.

Units

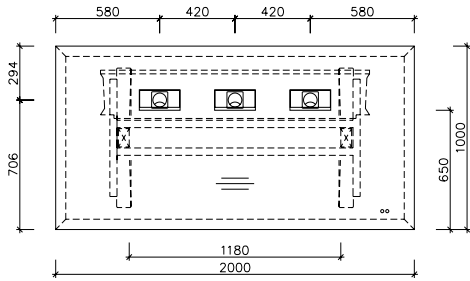
The containers consist of a corpus, a front and covering panel. The corpus and front are available in lacquer silk matt, the covering panels are further available matching the ones of the respective tabletops (lacquer, veneer, HPL). Available widths of the containers are 60, 90 and 120 cm. The containers can stand alone or can be combined into longer toolboards. Full-extension drawers and doors are opened by „push-to-open“ mechanism. The levelling feet are black-grey, distance to the floor is 30 mm.

Electrification of containers

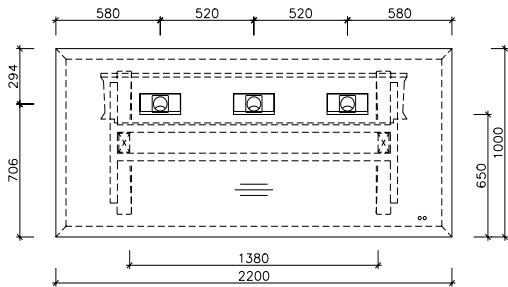
The cabling of the containers is made possible by a gap in the base panel, all containers provide concealed ventilation in between the top and the back panel. Two silver-coloured profiles form a continuous opening. The back panel can be opened to simplify electrification.



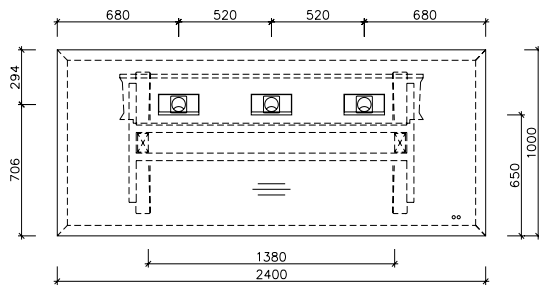
U 05 + U 06 Table
 U 42 Cable outlet
 U 44 Power box



U 07 + U 08 Table
 U 42 Cable outlet
 U 44 Power box



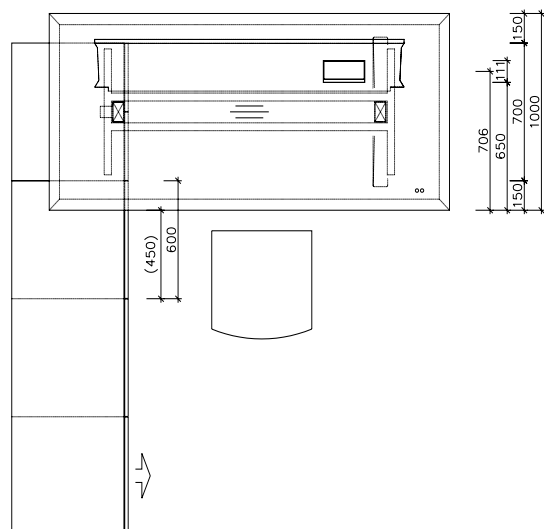
U 09 + U 10 Table
 U 42 Cable outlet
 U 44 Power box



U 11 + U 12 Table
 U 42 Cable outlet
 U 44 Power box

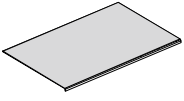
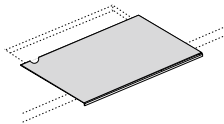

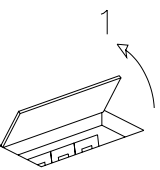
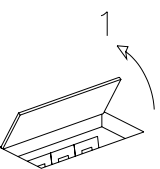
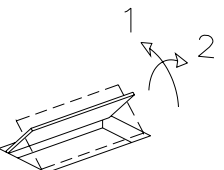
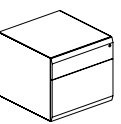
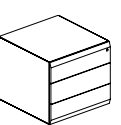
Platte = 2000* // 2200** // 2400**
 Beinraum: ~ 1180* // 1380**

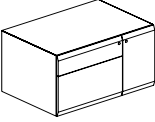
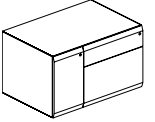
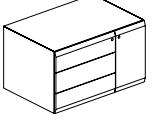
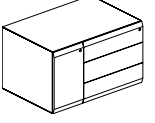
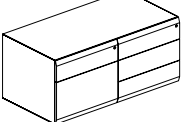
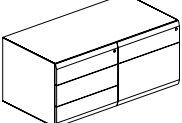
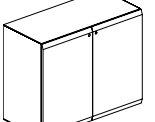
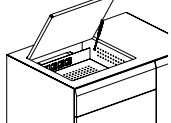
Toolboard installation



Pace



		Dim. in cm W D H	Lacquer white anthracite	Oak black	Oak light grey titan urban grey	Pear	
					Oak matt Oak smoked Cherry Walnut Zebrano	Walnut tobacco Zebrano grey	
	C 40	Leather desk pad to C 06 - C 11 Black leather. With edge cover. ... customer-supplied leather Required leather: 120 cm x 93 cm a. 85 x 40 cm	100 63				858 702
							
	C 41	Sliding leather desk pad to C 06 - C 11 Underneath a pen tray, 2 DIN A4-sized compartments. The power strip is not included. It must be selected and completed from page 91. Retrofitting or rebuilding impossible... customer-supplied leather Required leather: 120 cm x 93 cm a. 85 x 25 cm	100 63				2.154 2.000
							
	C 42	Cable outlet Chrome, matt chrome or black. Standard positions see p. 39. Special items on request.	9 9				122
							
	C 43	Power box for meeting table The lid is finished to match the tabletop. The power strip is not included. It must be selected and completed from page 91. Retrofitting or rebuilding impossible. Standard positions of the elec. box see p. 39. Special items on request.	23 11		1.205	1.205	1.205
							
	C 44	Power box The lid is finished to match the tabletop. The power strip is not included. It must be selected and completed from page 91. Retrofitting or rebuilding impossible. Standard positions of the elec. box see p. 39. Special items on request.	23 11		1.097	1.097	1.097
							
	C 49	Power box (can be opened to 2 sides) The lid is finished to match the tabletop. Can be used in table C 20 (C 21 on request). The power strip is not included. It must be selected and completed from page 91. Retrofitting or rebuilding impossible. Standard positions of the elec. box see p. 39.	23 15		1.224	1.224	1.224
							
	C 63	Container Corpus	60 62,5 55		2.073	2.111	2.616
	C 63-F	Front panel 1 drawer 1 drawer for printer or filing frame with central locking in front	50 48 28	461			564
							
	C 64	Container Corpus	60 62,5 55		2.233	2.272	2.778
	C 64-F	Front panel 3 drawers with central locking in front		604			706
							

			Dim. in cm W D H	Lacquer white anthracite	Oak black	Oak light grey titan urban grey	Pear		
	C 65	Container Corpus with ventilation	90 62,5 55		2.652	2.695	3.288		
	C 65-F	Front panel 1 drawer, 1 drawer for printer or filing frame, 1 door for PC with locks in front	dimensions printer/file drawer: 50 48 28 dimensions PC compart.: 26 50 48	722 934					
	C 66	Container Corpus with ventilation	90 62,5 55		2.652	2.695	3.288		
	C 66-F	Front panel 1 drawer, 1 drawer for printer or filing frame, 1 door for PC with locks in front	dimensions printer/file drawer: 50 48 28 dimensions PC compart.: 26 50 48	722 934					
	C 67	Container Corpus with ventilation	90 62,5 55		2.818	2.860	3.455		
	C 67-F	Front panel 3 drawers, 1 door for PC with locks in front	dimensions PC compart.: 26 50 48	864 1.077					
	C 68	Container Corpus with ventilation	90 62,5 55		2.818	2.860	3.455		
	C 68-F	Front panel 3 drawers, 1 door for PC with locks in front	dimensions PC compart.: 26 50 48	864 1.077					
	C 70	Container Corpus	120 62,5 55		3.425	3.469	4.151		
	C 70-F	Front panel 4 drawers, 1 drawer for printer or filing frame with locks in front	dimensions printer/file drawer: 50 48 28	1.075 1.288					
	C 71	Container Corpus	120 62,5 55		3.425	3.469	4.151		
	C 71-F	Front panel 4 drawers, 1 drawer for printer or filing frame with locks in front	dimensions printer/file drawer: 50 48 28	1.075 1.288					
	C 80	Highboard Corpus Rear laminate anthracite.	100 47,5 82,5		2.360	2.408	2.999		
	C 80-F	Pair of doors with locks in front		801 1.030					
	C 92	Lidded compartment for laptop in the container top (C 63-C 71) Position: Only above a drawer. Replaces the top drawer. The flip-up lid is finished to match the corpus of the container. 3 sockets, 2 RJ45-sockets. Contains ventilation grilles in the back panel.	48 42 13 inside dim.		1.599	1.607	1.714		

Product description

PACE

is a management program with high-adjustable desks as well as desks with a set height. Rectangular tabletops rest on a frame with rhombical crosscuts. Containers and a highboard complete the program with their beveled fronts and reflect the formal language of the table panels.

Tabletops

The veneered tabletops have a MDF core, they are 31 mm thick, the edges are profiled. A 13 mm thick veneer edge merges into a bevel angled 13° toward the bottom. The bevel is lacquered anthracite like the bottom side of the top. Tabletops are veneered crossways. Tabletops in non-standard sizes are possible on request.

Frame height-adjustable

The frames of all height-adjustable desks offer a range in height from as low as 74 to up to 114 cm. Height adjustment is done electronically. Both panels have a rhombical crosscut and are cased with sheet steel. The panels are available in lacquer white or anthracite. Non-standard colors are possible on request. The horizontal cable conduit and the welt in the groove of the panels are anthracite as standard.

Height-adjustable glides, integrated in the panels, allow the leveling of the table. The cable inlet is carried out either from below or from the side and is preassembled in either the left or right panel following customer requirements.

Frame with a set height

The frame of all desks with a set height is construed for either 73 or 75 cm in height. The easy to open frame elements (on both sides) are set up for interior cabling and can be already equipped in the manufacturing process. Frame measurings and available surfaces comply with the height-adjustable desk version. All further (additional) articles like table runners or electronic accessory can be planned out separately / in the same way.

Tables

The lockable horizontal cable conduit between the panels is accessible from below and allows the setting of the workplace by optional cable outlets or by the sliding leather desk pad.

Meeting table

The open cable channel is also accessible from below and allows the setting of the optional electric boxes or cable outlets.

Security advice: The CE conformity of the height-adjustment as well as the electrification via the frame panels has been verified by DEKRA Stuttgart. Any change of the technical setting and the subsequent laying of cables by a third party may result in damages or accidents. The CE conformity and the liability of the manufacturer lapse due to any change of the product.

Container

Containers consist of a corpus and a front panel. The corpus is worked on a miter and veneered crossways like the tabletop. The front panel is available in lacquer white or anthracite, suitable for the table panels, and is chamfered crossways above and below in the identical formal language. The rears are lacquered in the color of the front. Full-extension drawers and doors are opened by „push-to-open“-mechanism. Leveling feet (Ø 55 mm, black) provide a floor distance of 25 mm. Cables are routed into the corpus through apertures in the base panel. Containers C 65 – C 68 provide additional ventilation grilles in the rear for technical equipment. We recommend paying careful attention to equipment manufacturers' instructions regarding the ventilation requirements of electronic devices. Printer cables have to be routed in the preinstalled cable brackets.

All containers are available with locking mechanism. The lock cylinders are positioned in the top right corner of the front drawer panel. If doors are hinged on the right, the lock is on the upper left, and vice versa.

Lidded compartment

The container top can be fitted with an integrated compartment for a laptop. The flip-up lid (480 x 413 mm) opens via a hydraulic spring in response to gentle pressure. The compartment must be positioned above the drawer area. It replaces the top drawer completely, although the front panel of the inoperable drawer remains. The laptop compartment contains a power strip (4 patch fields) with 3 outlets and 2 RJ45-sockets. Ventilation is provided by means of cable apertures in the base panel, openings in the laptop compartment, and two ventilation grilles in the back panel of the container.

Leather desk pad

A leather desk pad can be embedded into the desk top. The pad is covered with black leather (customer leather possible). Underneath is a pen tray and 2 DIN A4-sized compartments. On the top left of the leather desk pad is a cable outlet. The pad does not yet contain a power strip. Power strips with various configurations must be selected and completed from page 91 on.

Cable outlet

The cable outlet (C 42) does not yet contain a power strip. Power strips with various configurations must be selected and completed from page 91 on.

Power box (can be opened to 1 side)

The power box (C 43/C 44) is leveled into the tabletop and finished to match the tabletop. A 17 mm wide cut-out serves as cable outlet. The power box does not yet contain a power strip. Power strips with various configurations must be selected and completed from page 91 on.

Power box (can be opened to 2 sides)

The power box (C 49) is leveled into the tabletop and finished to match the tabletop. A 17 mm wide cut-out each serves as cable outlet. The power box does not yet contain a power strip. Power strips with various configurations must be selected and completed from page 91 on.

Power strips in height-adjustable desks

Without selecting an electric bar height-adjustable tables C 07, C 09, C 11 and C 21 have only one internal wiring for height adjustment, external accessories can not be connected. The electric strip in table is therefore always separately on the item C 41, C 43, C 44 or to order C 45 and is located in the cable channel running under the tabletop. The power strip is accessible from below via the conduit, with the order of a sliding leather desk pad or a power box it is to be reached from above. The complete wiring for the electric strip is already integrated in the delivery from the factory in the table cheek and may not be retrofitted! **Security advice:** Please note that changes or modifications in the cable guide and into the frame of height-adjustable desks cheeks invalidate the CE conformity and carry with it the responsibility of the manufacturer expires.

Power strips in desks with set height

For the electrical equipment of the tables with set height all offered electrical boxes and cable outlet variants are available - in each case without power strips. All offered power strips and cable passages are available for desks with a set height. Cabling done by the customer is not limited. Power strips with various configurations must be selected and completed from page 91 on.

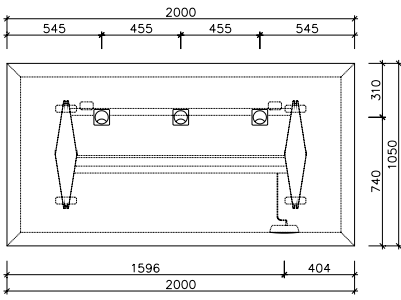


Table C 06 and C 07
C 42 Cable outlet

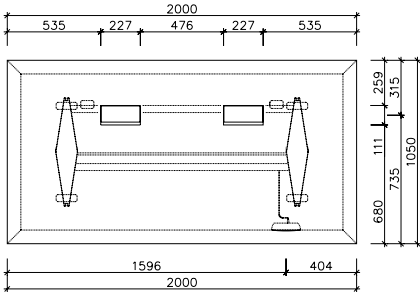


Table C 06 and C 07
C 44 Power box

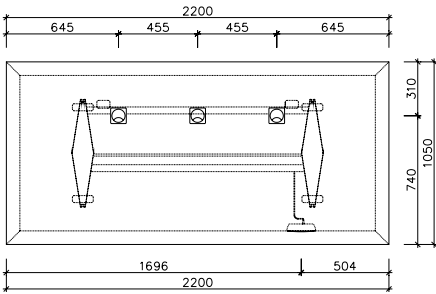


Table C 08 and C 09
C 42 Cable outlet

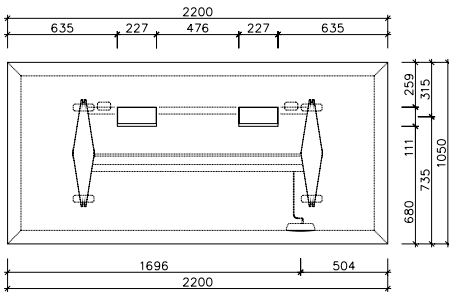


Table C 08 and C 09
C 44 Power box

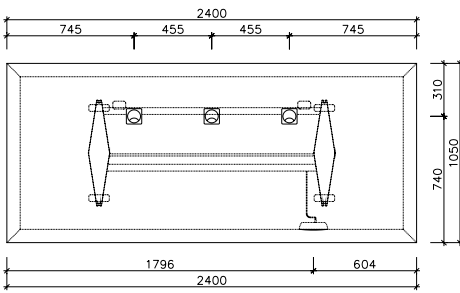


Table C 10 and C 11
C 42 Cable outlet

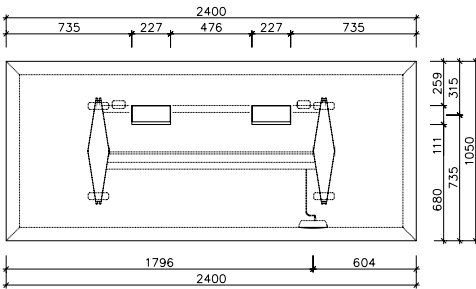
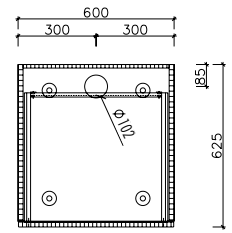
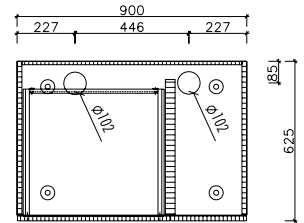


Table C 10 and C 11
C 44 Power box

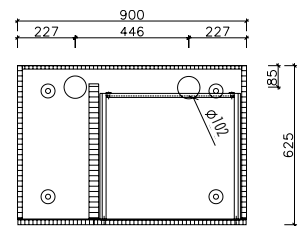
C 63/C 64 Container



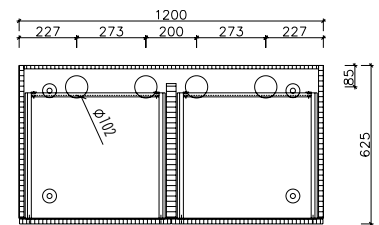
C 65/C 67 Container



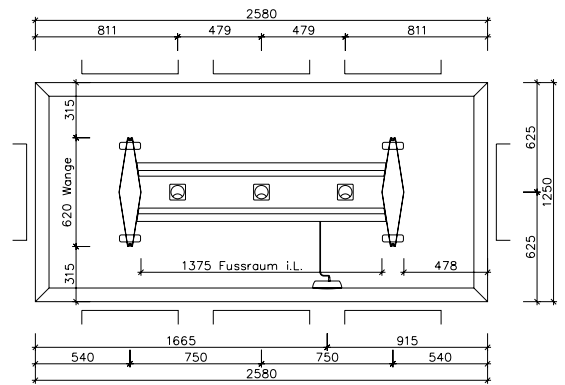
C 66/C 68 Container



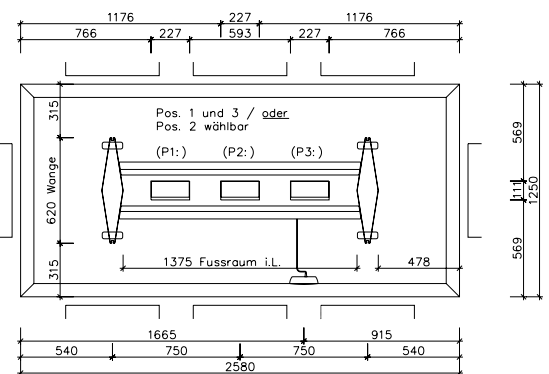
C 70/C 71 Container



Meeting table C 20 and C 21 / C 42 Cable outlet


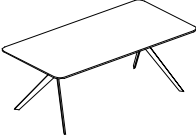
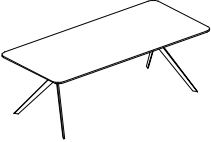


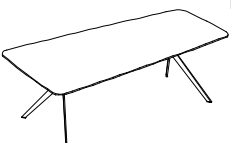
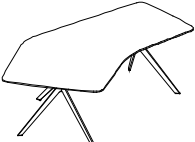




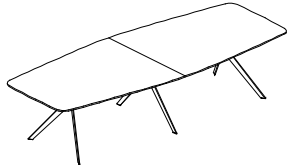



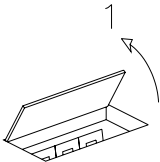
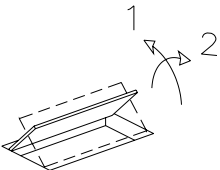
Meeting table C 20 and C 21
C 43/C 49 Power box for meeting table



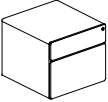
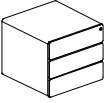
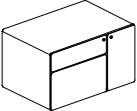
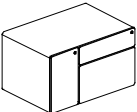
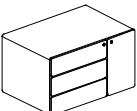
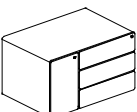


Star



		Dim. in cm W D H	Oak black	Oak light grey titan urban grey	Pear	Laminate nano black white stone		
* shown LH				Oak matt Oak smoked Cherry Walnut Zebrano	Walnut tobacco Zebrano grey			
	R 05 Table Frame chrome Frame lacquer white or black	180 90 73	3.980 3.841	4.055 3.922	4.486 4.350	4.266 4.125		
	R 07 Table Frame chrome Frame lacquer white or black	200 100 73	4.199 4.055	4.279 4.139	4.824 4.684	4.501 4.353		
	R 09 Table Frame chrome Frame lacquer white or black	220 100 73	4.320 4.179	4.405 4.263	5.008 4.862	4.635 4.489		
	R 11 Table Frame chrome Frame lacquer white or black	240 110 73	4.484 4.342	4.568 4.428	5.304 5.163	4.806 4.657		
	R 13 Table Frame chrome Frame lacquer white or black	240 120 73	4.622 4.483	4.710 4.568	5.519 5.375	4.956 4.806		
	R 15 LH* R 15 RH Table Frame chrome Frame lacquer white or black	243 127 73	4.718 4.580	4.809 4.667	5.675 5.535	5.059 4.908		
	R 17 LH* R 17 RH Table Frame chrome Frame lacquer white or black	246 152 73	6.204 5.885	6.297 5.980	7.361 7.043	6.622 6.291		

		Dim. in cm W D H	Oak black	Oak light grey titan urban grey	Pear	Laminate nano black white stone		
	R 21 Meeting table Frame chrome Frame lacquer white or black	Ø 110 73	2.479 2.411	2.550 2.478	2.864 2.792	2.682 2.608		
	R 23 Meeting table Frame chrome Frame lacquer white or black	240 120 73	4.934 4.783	5.021 4.869	5.826 5.680	5.280 5.122		
	R 25 Meeting table (two-part) Frame chrome Frame lacquer white or black	320 127 73	7.751 7.460	7.932 7.637	9.018 8.725	8.346 8.033		
	R 40 Leather desk pad Black leather ... customer-supplied leather Required leather: 96 cm x 70 cm	85 55 0,4					720 595	
	R 42 Cable outlet Chrome, matt chrome or black. Standard positions see p. 48. Special items on request.	9 9					120	
	R 43 Vertical cabling Chrome, lacquer white or lacquer black. To attach to a table leg.						185	
	R 44 Power box The lid is finished to match the tabletop. The power strip is not included. It must be selected and completed from page 91. Standard positions of the elec. box see p. 48. Special items on request.	23 11					865	
	R 49 Power box (can be opened to 2 sides) The lid is finished to match the tabletop. Can be used in table R 23 / R 25. The power strip is not included. It must be selected and completed from page 91. Standard positions of the power box see p. 48.	23 15					1.467	

		Dim. in cm W D H	Lacquer aluminium silver black metallic brown metallic silk matt white	Oak black	Oak light grey titan urban grey	Pear	Laminate nano black white stone
	R 60 Mobile container 3 drawers With central locking device rh. Drawer front is projecting lh or rh and serving as a grip handle.	43 60 55	1.760				
	R 62 Mobile container 1 drawer 1 file drawer With central locking device rh. Drawer front is projecting lh or rh and serving as a grip handle.	43 60 55	1.672				
	R 63 Container Corpus	60 61,5 55	1.768				
	R 63-F Front panel 1 drawer 1 drawer for printer or filing frame with central locking in front	dimensions printer/file drawer: 50 48 28		542	576	635	576
				645	679	736	679
	R 64 Container Corpus	60 61,5 55	1.983				
	R 64-F Front panel 3 drawers with central locking in front			722	765	812	765
				824	869	916	869
	R 65 Container Corpus with ventilation	90 61,5 55	2.233				
	R 65-F Front panel 1 drawer, 1 drawer for printer or filing frame, 1 door for PC with locks in front	dimensions printer/file drawer: 50 48 28 dimensions PC compart.: 26 50 48		829	882	967	882
				1.038	1.090	1.174	1.090
	R 66 Container Corpus with ventilation	90 61,5 55	2.233				
	R 66-F Front panel 1 drawer, 1 drawer for printer or filing frame, 1 door for PC with locks in front	dimensions printer/file drawer: 50 48 28 dimensions PC compart.: 26 50 48		829	882	967	882
				1.038	1.090	1.174	1.090
	R 67 Container Corpus with ventilation	90 61,5 55	2.450				
	R 67-F Front panel 3 drawers, 1 door for PC with locks in front	dimensions PC compart.: 26 50 48		1.008	1.074	1.147	1.074
				1.216	1.281	1.352	1.281
	R 68 Container Corpus with ventilation	90 61,5 55	2.450				
	R 68-F Front panel 3 drawers, 1 door for PC with locks in front	dimensions PC compart.: 26 50 48		1.008	1.074	1.147	1.074
				1.216	1.281	1.352	1.281

Product description

STAR

is a modular system for the workplace. Interesting tabletop shapes rest on an organically styled base. Elegant containers and highboards offer storage space as well as all the necessary functions.

Tabletops

The tabletops have an MDF core. Veneered tops are 31 mm thick, white lacquer tops are 28 mm thick. Corners are rounded. A 13 mm thick veneer edge merges into a bevel (lacquered MDF) angled 13° toward the center. Tabletops are rectangular or freeform; other shapes and sizes are available upon request.

FENIX ^{NTM}

Fenix NTM is a nanotech material of the company Arpa Industriale, which we offer under the label Laminate nano in our collection.

Frame

The self-supporting steel frame comes finished in chrome-plated, lacquer white or black. Other colors are available upon request. The attachment plate and upper frame are generally coated black. The frame comes in standard table heights of 73 cm and 75 cm. Table legs have black plastic gliders. Horizontal cable management is facilitated by a black metal cable conduit fitted to the upper frame. The vertical cable guide (R 43) matches the frame and attaches to the side of it.

Mobile container

Mobile Containers are offered in lacquer aluminium silver, lacquer black metallic, lacquer brown metallic and lacquer matt white. The 1,5 cm projecting end of the front pieces of the drawers serve a grip handle for opening the drawers and file extensions. The mobile containers are provided with damped self-closing drawers, automatic drawer stop and central locking. Rh and lh mobile Containers are available. The projecting ends of the drawer front pieces of a rh mobile container are on the left side. The castors of the containers are partly hidden. Both castors in front are fixable.

Container

Containers consist of a corpus and a front panel. The corpus is available in lacquer aluminium silver, lacquer black metallic, lacquer brown metallic and lacquer silk matt white. The transition from the top and base to the side panels is rounded with a 19 mm radius, as are the edges of the front panel, which are finished to match the tabletop.

Doors and full-extension drawers can be opened with a gentle push. Black height-adjustable glides (Ø 55 mm) support the base panel with 25 mm clearance.

Generous cable apertures in the base panel also assure adequate air inflow. Containers with a computer compartment are also fitted with two ventilation grilles in the back panel. We recommend paying careful attention to equipment manufacturers' instructions regarding the ventilation requirements of electronic devices. The deep drawers can also accommodate a printer. Printer cables should be clipped into the preinstalled cable brackets. All containers are available with locking mechanism. The lock cylinder is positioned in the top right corner of the front drawer panel. If doors are hinged on the right, the lock is on the upper left, and vice versa. All units supplied in one order are fitted with identical locks.

Lidded compartment

The container top can be fitted with an integrated compartment for a laptop. The flip-up lid (480 x 413 mm) opens via a hydraulic spring in response to gentle pressure.

The compartment must be positioned above the drawer area. It replaces the top drawer completely, although the front panel of the inoperable drawer remains.

The laptop compartment contains a power strip with three outlets and two RJ45-sockets. Ventilation is provided by means of cable pertures in the base panel, openings in the laptop compartment, and two ventilation grilles in the back panel of the container. We recommend paying careful attention to equipment manufacturers' instructions regarding the ventilation requirements of electronic devices.

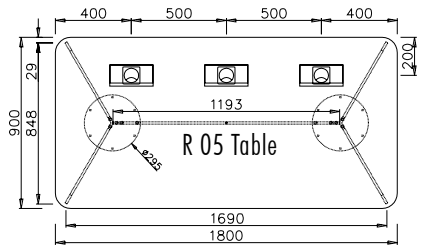
Power box (can be opened to 1 side)

The power box (R 44) is leveled into the tabletop and finished to match the tabletop. A 17 mm wide cut-out serves as cable outlet. The power box does not yet contain a power strip. Power strips with various configurations must be selected and completed from page 91 on.

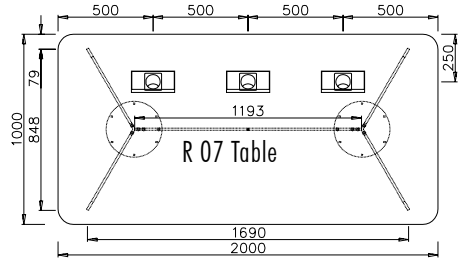
Power box (can be opened to 2 sides)

The power box (R 49) is leveled into the tabletop and finished to match the tabletop. A 17 mm wide cut-out each serves as cable outlet. The power box does not yet contain a power strip. Power strips with various configurations must be selected and completed from page 91 on.

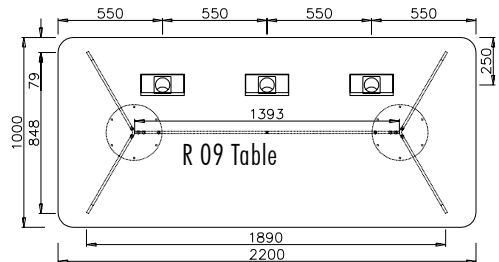
All power strips come fitted with a GST18 power input/output. The length of cable is 2,90 m. Cables for connecting two or more power strips, as well as other options for outfitting power strips, are available upon request.



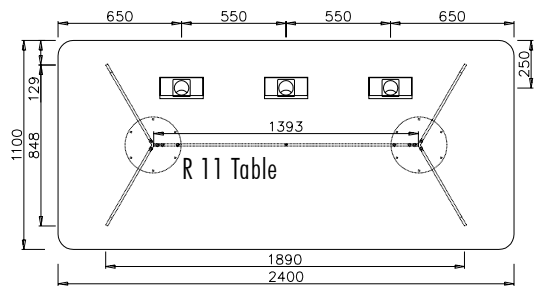
R 05 Table



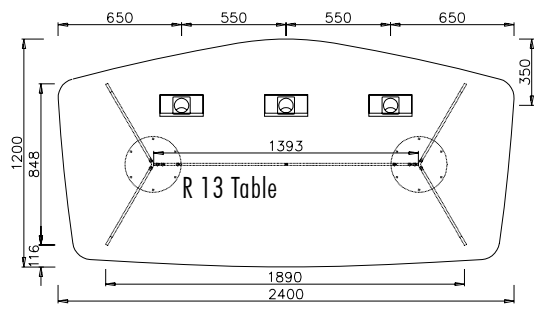
R 07 Table



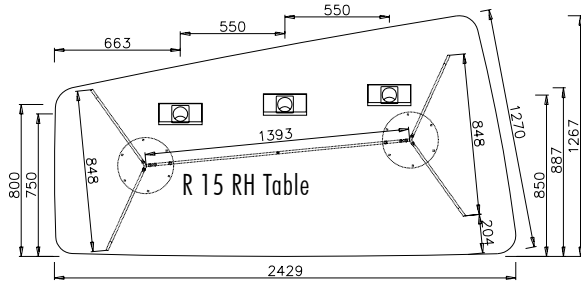
R 09 Table



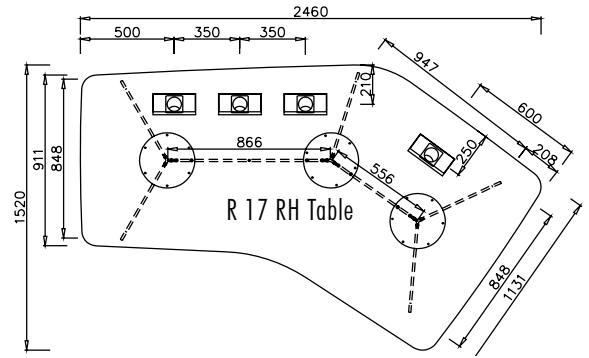
R 11 Table



R 13 Table

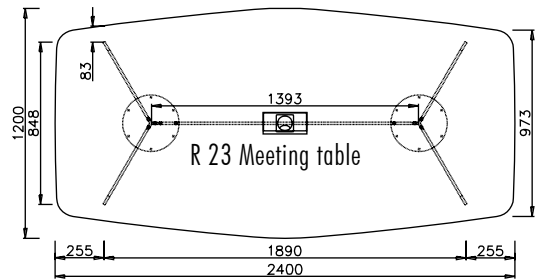


R 15 RH Table

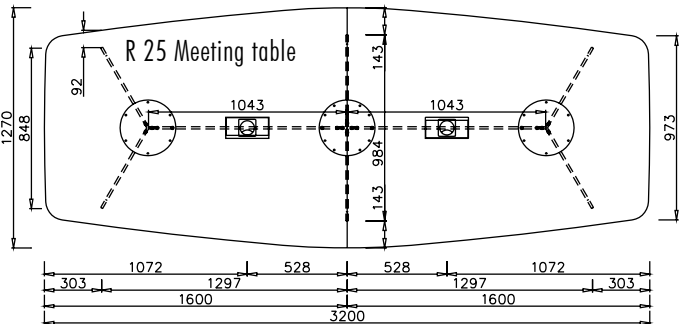


R 17 RH Table

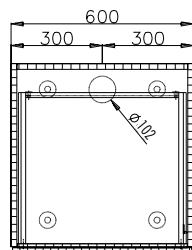
Meetin Table R 23 / R 25
R 44 / R 49 Power box for meeting table



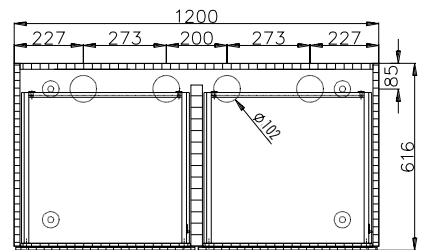
R 23 Meeting table



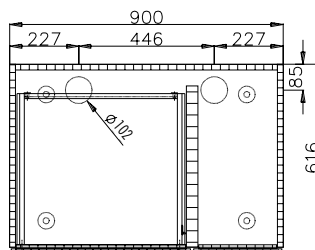
R 25 Meeting table



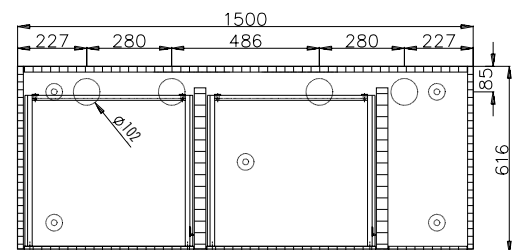
R 63/R 64 Container



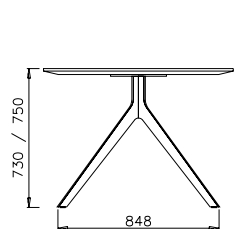
R 70/R 71 Container



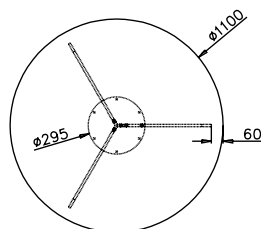
R 65-R 68 Container



R 74/R 75 Container



R 07 Side view

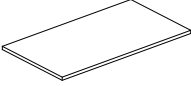
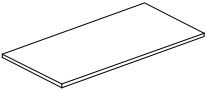
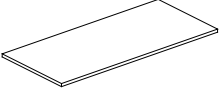



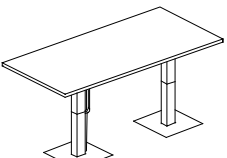
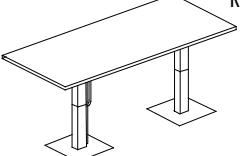



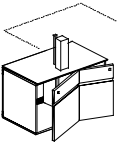
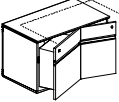
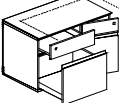




R 21 Meeting table

Sono



Please enquire before selling

		Dim. in cm W D H	Oak black	Oak light grey titan urban grey	Pear	Laminate nano black white stone		
* shown LH				Oak matt Oak smoked Cherry Walnut Zebrano	Walnut tobacco Zebrano grey			
	K 05	Top with supporting frame	180 100 4	2.174	2.317	2.681	2.439	
								
	K 07	Top with supporting frame	200 100 4	2.227	2.388	2.780	2.512	
								
	K 09	Top with supporting frame	220 100 4	2.404	2.568	3.004	2.701	
								
	K 11	Top with supporting frame	240 100 4	2.570	2.748	3.219	2.889	
								
	K 15	Return top to attach to supporting frame	120 60 4	1.322	1.436	1.562	1.510	
								
	K 65	Lectern Column aluminium anodised. Bottom plate 49 x 49 cm, aluminium coloured. Lectern top angled at 10°. With edge strip, aluminium anodised. Height front edge 110 cm.	80 60 110	1.829	1.951	2.177	2.053	
								
	K 22 LH* K 22 RH	Height-adjustable top Columns 10 x 10 cm, aluminium anodised. Bottom plates 50 x 50 cm, aluminium coloured. Electrically height-adjustable from 73-121 cm. Vertical cabling selective lh or rh. Can be supported by container K 39 lh or rh.	220 100 73	7.046	7.207	7.629	7.394	
								
	K 23 LH* K 23 RH	Height-adjustable top Columns 10 x 10 cm, aluminium anodised. Bottom plates 50 x 50 cm, aluminium coloured. Electrically height-adjustable from 73-121 cm. Vertical cabling selective lh or rh. Can be supported by container K 39 lh or rh.	240 100 73	7.211	7.382	7.843	7.573	
								

			Dim. in cm W D H	Lacquer silk matt white crema anthracite Lacquer aluminium silver black metallic				
* shown LH								
	K 20	Frame table height 73 cm Aluminium anodised.	11 100			1.052		
	K 21	Frame table height 75 cm Aluminium anodised.	11 100			1.052		
	K 39 LH* K 39 RH	Container Encloses one column of the height-adjustable top K 22 and K 23. Vertical cabling via separate channel (aluminium anodised). With ventilation. 1 door for column and PC, 1 door with locks in front	100 60 64 dimensions PC-fitting: 26 50 57			1.961 2.185		
	K 40 LH* K 40 RH	Container to support the desk top With ventilation. 1 door with PC-fitting 1 door with locks in front	100 60 64 dimensions PC-fitting: 48 20 46			2.948 3.178		
	K 41 LH* K 41 RH	Container to support the desk top With ventilation. 1 equipment extension 1 extension for printer or files, 1 door with locks in front	100 60 64 dimensions equip. exten.: 50 48 7 dimensions printer exten.: 50 48 31			3.014 3.241		
	K 42 LH* K 42 RH	Container 1 door, 1 shelf with lock in front	60 60 64			1.457 1.569		
	K 43 LH* K 43 RH	Container as above, with ventilation with lock in front	60 60 64			1.598 1.711		
	K 44 LH* K 44 RH	Container 1 drawer, 1 drawer inside, 1 file extension with lock in front	60 60 64			2.176 2.297		
	K 45 LH* K 45 RH	Container as above, with ventilation with lock in front	60 60 64			2.317 2.433		
	K 46 LH* K 46 RH	Container With ventilation. 1 drawer 1 drawer for printer with lock in front	60 60 64 dimensions printer drawer: 50 48 33			2.070 2.182		
	K 48 LH* K 48 RH	Container for PC With ventilation. 1 door with lock in front	30 60 64 dimensions PC-fitting: 26 50 57			1.341 1.455		

			Dim. in cm W D H	Lacquer silk matt white crema anthracite Lacquer aluminium silver black metallic				
* shown LH								
	K 49	End panel to cover the outer side of containers	1,2 60 64	280				
	K 86	Power supply For upper drawer of container K 41, K 45 and K 46. Flexible cabling. 3 sockets, 2 RJ45-sockets				848		
	K 60 LH* K 60 RH	Mobile Container 3 drawers with lock in front	62,5 60 58	2.302 2.416				
	K 61 LH* K 61 RH	Mobile Container 1 drawer 1 file extension with lock in front	62,5 60 58	2.157 2.265				
	K 95	Insert with divisions Anthracite coloured. To arrange freely.				262		
	K 88	Built-in fridge for container K 43 Fridge 28 litres. Finish black.				2.068		
	K 73	Leather desk pad for wooden top Black leather. With edge cover. ... customer-supplied leather Required leather: 107 cm x 73 cm	95 53 0,4			791 649		
	K 75	Sliding leather desk pad As K 73. Beneath pencil tray, 2 compartments DIN A4. The power strip is not included. It must be selected and completed from page 91. ... customer-supplied leather Required leather: 118 cm x 102 cm	95 60,5 0,4			1.709 1.570		
	K 72	Sliding tray Aluminium anodised. The power strip is not included. It must be selected and completed from page 91. Standard positions see p. 56.	42 24 3,5			1.092		

Product description

Tabletops

Tops are 39 mm thick with an MDF core and edged with thick veneer.

FENIX^{NTM}

Fenix NTM is a nanotech material of the company Arpa Industriale, which we offer under the label Laminate nano in our collection.

Frame

The frame consists of four sanded and anodised aluminium profiles with mitred assembling. The frames are offered in two heights. An invisible glide levels the unevenness of floors.

Table base

A double aluminium extrusion together with two end frames form the table base. The standard horizontal cable channel is available as well as further accessories, like power strips for the top or the return top. Instead of the second frame, the desk top as well as the return top can rest on a side unit.

Height-adjustabletop

This top rests on two electromotive adjustable lifting columns. The desk top can be supported by container K 39 lh or rh.

Meeting tables

There are offered 3 versions of meeting tables:

Circular tables in 110 cm or 125 cm diameter with an aluminium anodised square column of 7,2 x 7,2 cm with a bottom plate 61 cm diameter in aluminium colour finish. Tables are 73 cm high.

Rectangular tables with a fixed column 15 x 15 cm, aluminium anodised and a rectangular bottom plate, aluminium colour finish. The tabletops rest on a frame, to which accessories can be fixed. All cabling is carried through the bottom plate and up the column. Tables are 73 cm high.

Rectangular adjustable tables with an anodised column and a rectangular bottom plate. The tabletops rest on a frame, to which accessories can be fixed. The table height is continuously electrically operated and adjustable from 73/74 - 121 cm.

Container

There are 2 versions of containers available: fixed and mobile. The fixed containers are suitable for added use as a side unit. The finish of the containers is lacquer silk matt or metallic. The handle strips are made out of steel. In the finish lacquer black metallic the handle strips are coated in black colour, in all other finishes coated in aluminium colour (RAL 9006). The interior of the containers consists of anthracite colour coated chipboard.

A side unit requires two end panels left hand or right hand (K 49). They are 1,2 cm thick and lacquered in the colour of the front. The covering panel is 1,2 cm thick and is included in the price of the container. The covering panel is in a single section up to a length of 283 cm.

The backsides of the containers are lacquered. Side units used with technical equipment are provided with two grilles for ventilation. We offer these for ventilation as options on drawer and door units. Fixed containers with cable input in the bottom panel and cable output in the side panels with a horizontal wire conduit. The fixed containers have legs which are adjustable inside. As an option containers can be fitted with a lock in front. The position of it is at the front of the drawer in the upper corner lh or rh. The lock of the rh hinged doors is at the left side and the opposite applies. All elements of one order use the same key.

Electrification of drawer

In the upper drawer (K 86) is a power strip with 3 sockets and 2 RJ 45-sockets. Cables run in a flexible conduit. They may hinder the self-closing runner and the damper of the drawer. For safety reasons and to ensure perfect function the installation on site affords an authorized specialist. Additional arrangements for ventilation have to be checked.

Leather desk pad

A leather desk pad (K 75) can be embedded into the desk top. The pad is covered with black leather (customer leather possible). Underneath is a pen tray and 2 DIN A4-sized compartments. On the top left of the leather desk pad is a cable outlet. The pad does not yet contain a power strip. Power strips with various configurations must be selected and completed from page 91 on.

Sliding tray

The sliding tray (K 72) with a A4 case and 2 small cases for utensils can be installed in the tabletop or the side unit. The tray does not yet contain a power strip. Power strips with various configurations must be selected and completed from page 91.

Power box (can be opened to 1 side)

The power box (K 77) is leveled into the tabletop and finished to match the tabletop. A 17 mm wide cut-out serves as cable outlet. The power box does not yet contain a power strip. Power strips with various configurations must be selected and completed from page 91 on.

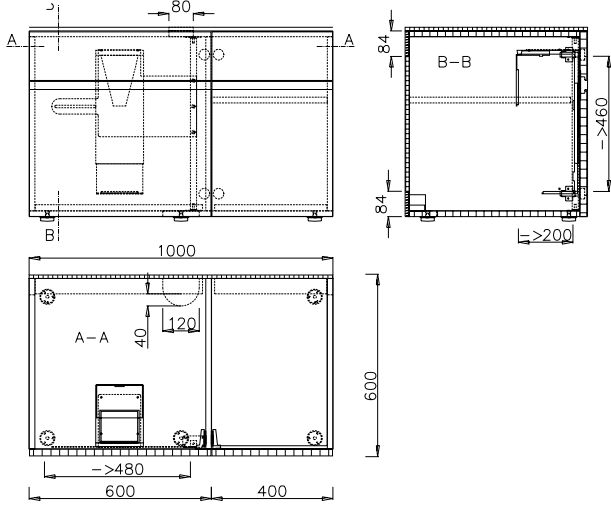
The Toolbox (K 79), made of anodised aluminium, has a separate cover over a utensil tray. On the reverse side of the cover is a mirror.

Power box (can be opened to 2 sides)

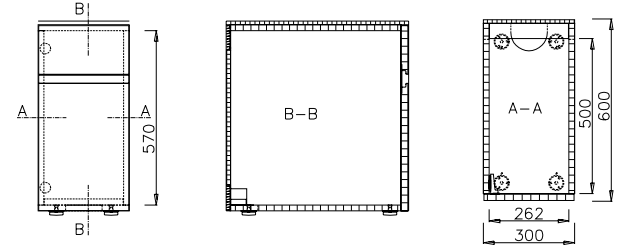
The power box (K 92) is leveled into the tabletop and finished to match the tabletop. A 17 mm wide cut-out each serves as cable outlet. The power box does not yet contain a power strip. Power strips with various configurations must be selected and completed from page 91 on.

All power strips come fitted with a GST18 power input/output. The length of cable is 2,90 m. Cables for connecting two or more power strips, as well as other options for outfitting power strips, are available upon request.

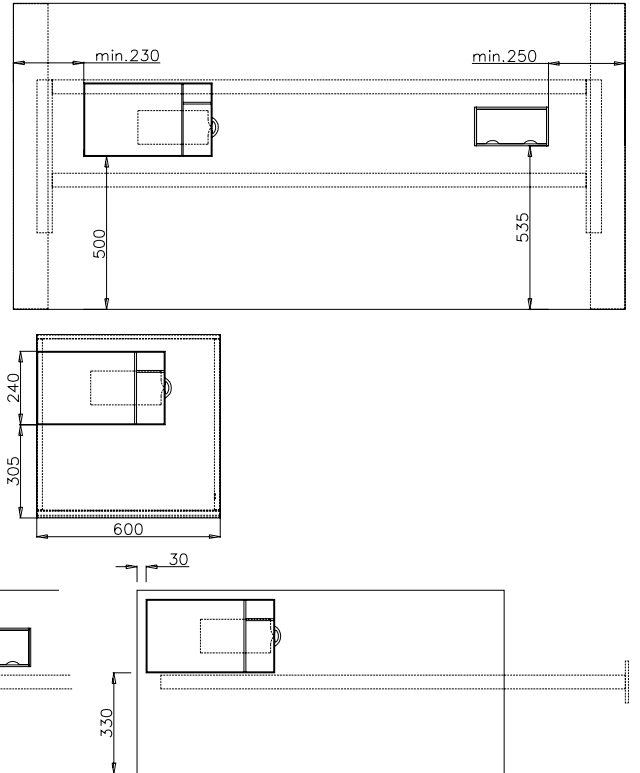
K 40 Container with PC-fitting



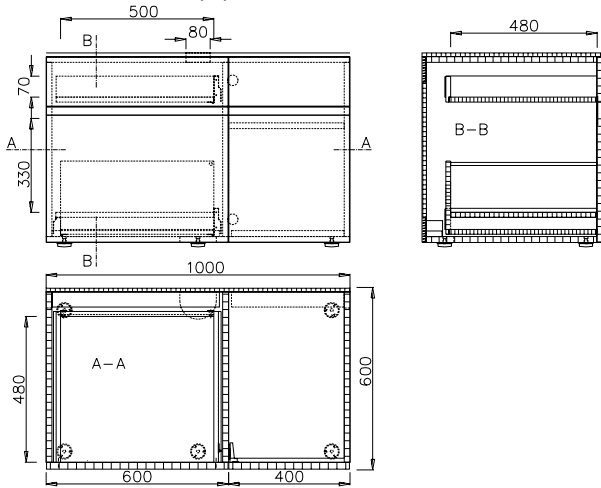
K 48 Container for PC



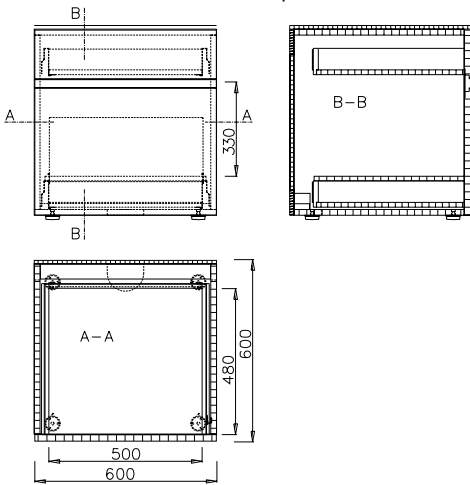
Position advice:
K 72 Sliding tray
K 77 Power box



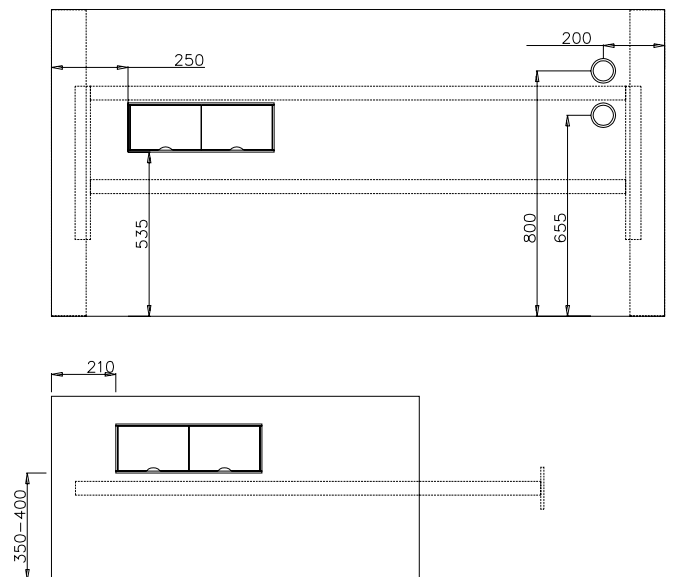
K 41 Container with equipment extension



K 46 Container with drawer for printer




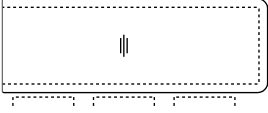
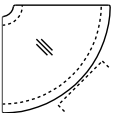


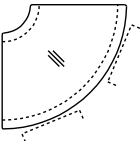
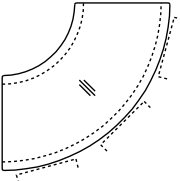
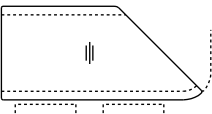
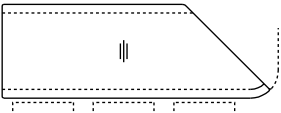
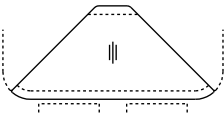
Position advice:
K 79 Toolbox
K 80 Cable outlet



Talk



		Dim. in cm W D H	Oak black	Oak light grey titan urban grey	Pear	Laminate grey Further finishes on request.	Laminate nano black white stone pine brick mocca	
* Table segment not to use as single table, ** Installation of power box A72 not possible								
	A 03	Rectangle	160 85 73	1.800	1.864	2.287	1.575	1.967
	A 03-K	Cable conduit Anthracite-coloured coating						522
	A 03-S	Modesty Panel Anthracite-coloured coating	25					535
	A 04	Rectangle	220 85 73	2.175	2.254	2.847	1.916	2.386
	A 04-K	Cable conduit Anthracite-coloured coating						639
	A 04-S	Modesty Panel Anthracite-coloured coating	25					560
	A 06	End top	180 85 73	1.891	1.961	2.441	1.670	2.084
	A 06-K	Cable conduit Anthracite-coloured coating						522
	A 06-S	Modesty Panel Anthracite-coloured coating	25					535
	A 07	End top	240 85 73	2.288	2.371	3.022	2.008	2.506
	A 07-K	Cable conduit Anthracite-coloured coating						639
	A 07-S	Modesty Panel Anthracite-coloured coating	25					560
	A 42*	Quarter circle	95 85 73	1.456	1.517	1.878	1.266	1.583
	A 42**		radius					
	A 42-K	Cable conduit Anthracite-coloured coating						591
	A 42-S	Modesty Panel Anthracite-coloured coating	25					486

		Dim. in cm W D H	Oak black	Oak light grey titan urban grey	Pear	Laminate grey Further finishes on request.	Laminate nano black white stone pine brick mocca	
* Table segment not to use as single table								
	A 43*	Quarter circle	110 85 73 radius	1.616	1.681	2.127	1.404	1.756
	A 43-K	Cable conduit Anthracite-coloured coating						637
	A 43-S	Modesty Panel Anthracite-coloured coating	25					535
	A 45*	Quarter circle	150 85 73 radius	2.254	2.338	3.033	1.987	2.481
	A 45-K	Cable conduit Anthracite-coloured coating						818
	A 45-S	Modesty Panel Anthracite-coloured coating	25					565
	A 63	Corner top	190 85 73	1.915	1.985	2.469	1.679	2.095
	A 63-K	Cable conduit Anthracite-coloured coating						448
	A 63-S	Modesty Panel Anthracite-coloured coating	25					491
	A 64	Corner top	250 85 73	2.293	2.376	3.032	2.013	2.512
	A 64-K	Cable conduit Anthracite-coloured coating						614
	A 64-S	Modesty Panel Anthracite-coloured coating	25					539
	A 66	Head top	200 85 73	1.870	1.943	2.434	1.628	2.038
	A 66-K	Cable conduit Anthracite-coloured coating						370
	A 66-S	Modesty Panel Anthracite-coloured coating	25					437

Product description

TALK

is an intelligent table system for temporary or permanent conference facilities, or for meetings or seminars. Thanks to its modular construction, it allows a variety of different tabletop sizes and shapes to be combined. The chrome-plated, light-weight and elegantly designed aluminum frame not only guarantees stability but also maximum leg freedom. In the case of table assemblies, it also serves as a patented connecting element between two tabletops. The table legs are secured to the tabletop by means of two elegantly designed levers.

Tabletops

The tabletops are manufactured with an MDF core. The tabletop thickness varies depending on the selected surface material. The tops are available as a veneer (31 mm thick, cross-veneered) or laminated (32 mm thick). The lengthwise edges of the tabletops are beveled making them appear thin and light. A 13 mm thick veneer edge merges into a bevel (lacquered MDF) angled 13° toward the center. The leading edges are not beveled. All corners are rounded to a radius of 15 mm. Other tabletop sizes and shapes, along with non-standard wood types and surface finishes, are available on request.

FENIX^{NTM}

Fenix NTM is a nanotech material of the company Arpa Industriale, which we offer under the label Laminate nano in our collection.

Frame

The chrome-plated aluminium frame can either be located under the join between two tabletops or inserted between them. The frame is fastened to the tabletop by means of two levers that are operated without the need for tools. This allows the position of the frame, and the arrangement of the tables, to be easily adjusted at any time. Black plastic glides are used to compensate for irregularities in the floor. Trolleys for transporting and storing unused tabletops and frames are available for purchase.

Power box (can be opened to 1 side)

The power box (A 72) is leveled into the tabletop and finished to match the tabletop. A 17 mm wide cut-out serves as cable outlet. The power box does not yet contain a power strip. Power strips with various configurations must be selected and completed from page 91 on.

All power strips come fitted with a GST18 power input/output. The length of cable is 2,90 m. Cables for connecting two or more power strips, as well as other options for outfitting power strips, are available upon request.

Cable conduits (horizontal cabling)

The spacious cable conduits are retractable, and can also be mounted and removed without the need for tools. They also function as a modesty panel when mounted. The cable conduits have a cross-sectional dimension of 175 x 75 mm. The cross-section reduces to approx. 30 x 75 mm at the location of the power boxes.

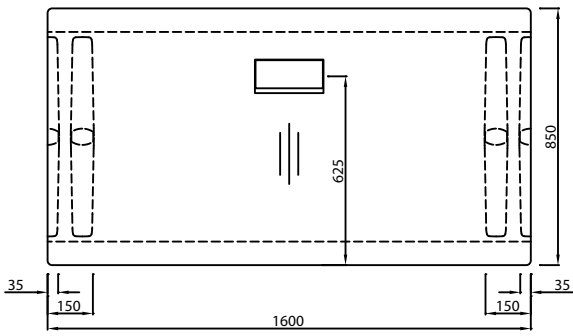
Vertical cabling element

The chrome-plated vertical cabling element can be fastened to any of the table legs. The cable conduits have a cross-sectional dimension of approx. 40 x 25 mm.

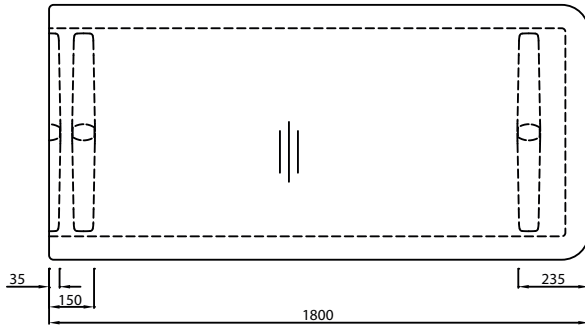
Modesty panel

The modesty panels are assembled underneath the tabletop or, in conjunction with a cable conduit, to this (tool-free).

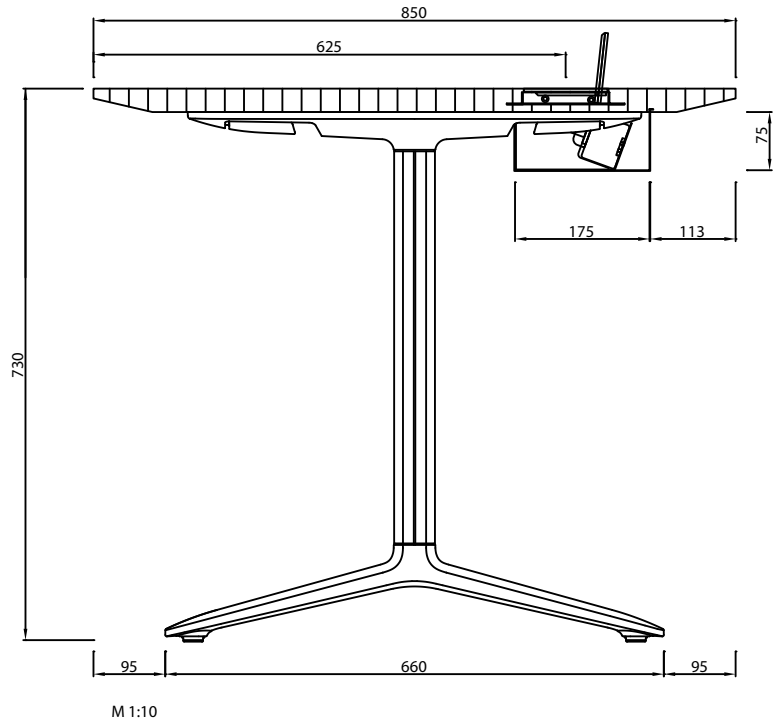
A 03 Rectangle
A 72 Power box



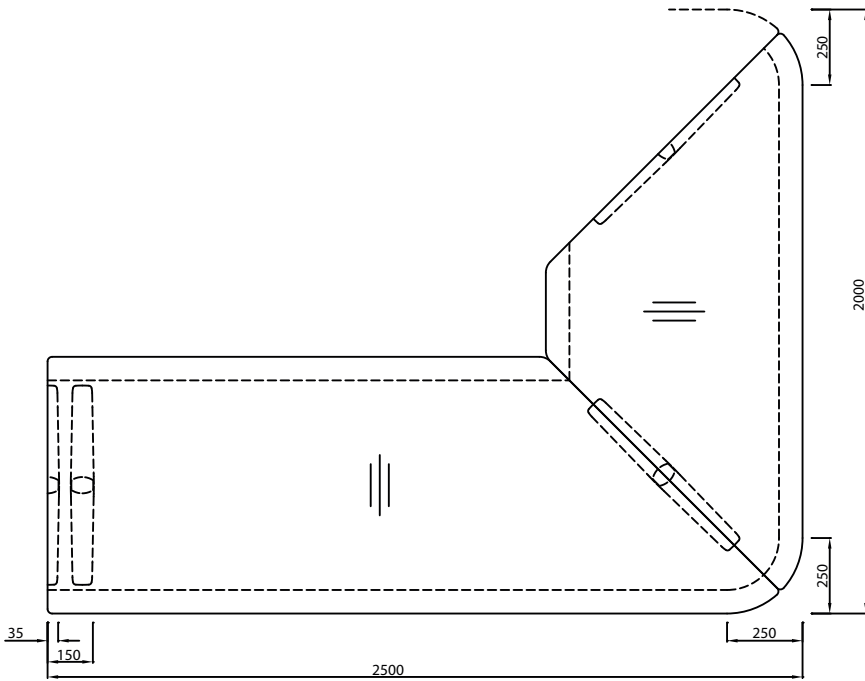
A 06 End top



Lateral cut



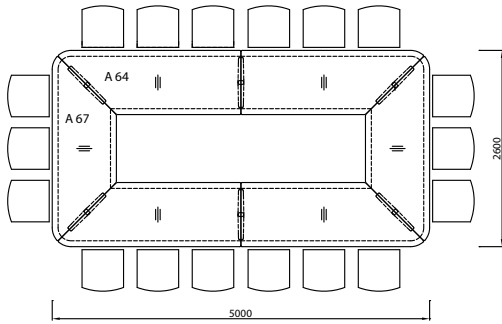
A 64 Corner top
A 66 Head top



Prices of example units

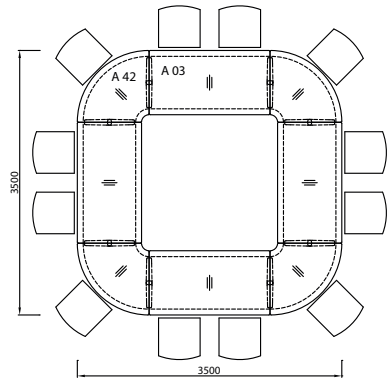
Scale 1:100

A



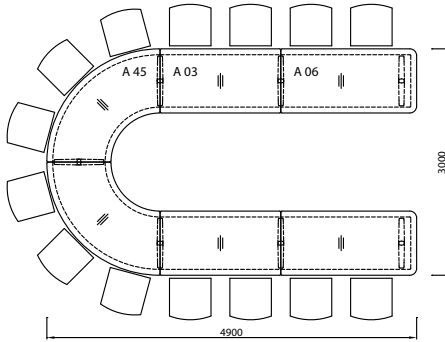
Euro 18.318 *

B



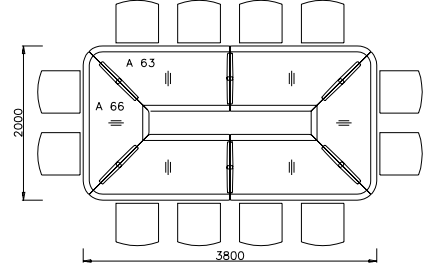
Euro 19.084 *

C



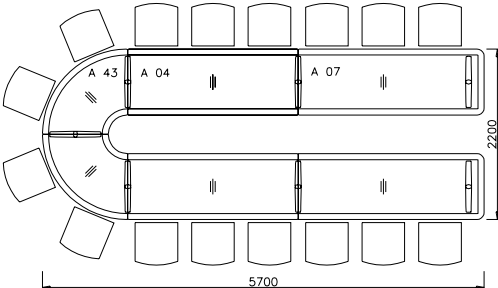
Euro 17.191 *

D



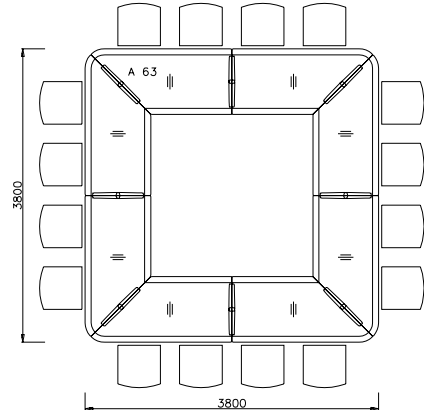
Euro 15.996 *

E



Euro 17.477 *

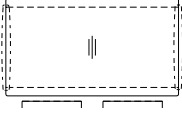



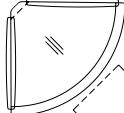
F



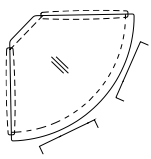
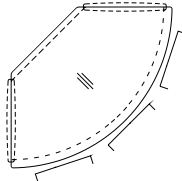
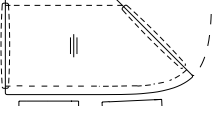
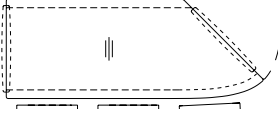
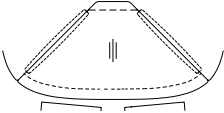
Euro 21.440 *

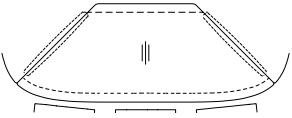
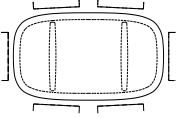
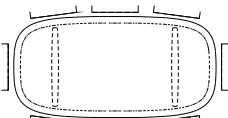
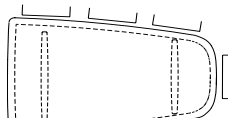
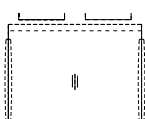
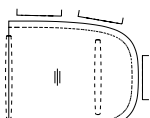
Convo



		Dim. in cm W D H	Oak black	Oak light grey titan urban grey	Pear	Laminate grey Further finishes on request.	Laminate nano black white stone pine brick mocca	
	V 03	Rectangle Frame Aluminium chrome Frame Aluminium polished Frame powder-coated white, antracite or RAL	160 90 73					
				2.789	2.856	3.314	2.642	3.004
				2.735	2.801	3.246	2.591	2.946
	V 03-K	Cable conduit Felt anthracite						374
	V 03-S	Modesty Panel Felt anthracite	28					441
	V 04	Rectangle Frame Aluminium chrome Frame Aluminium polished Frame powder-coated white, antracite or RAL	215 90 73					
				3.191	3.278	3.899	2.994	3.475
				3.129	3.215	3.821	2.935	3.406
	V 04-K	Cable conduit Felt anthracite						392
	V 04-S	Modesty Panel Felt anthracite	28					455
	V 06	End top Frame Aluminium chrome Frame Aluminium polished Frame powder-coated white, antracite or RAL	185 90 73					
				3.444	3.514	4.047	3.282	3.698
				3.377	3.445	3.968	3.217	3.626
	V 06-K	Cable conduit Felt anthracite						379
	V 06-S	Modesty Panel Felt anthracite	28					446
	V 07	End top Frame Aluminium chrome Frame Aluminium polished Frame powder-coated white, antracite or RAL	240 90 73					
				3.846	3.933	4.631	3.633	4.166
				3.770	3.859	4.539	3.558	4.084
	V 07-K	Cable conduit Felt anthracite						392
	V 07-S	Modesty Panel Felt anthracite	28					455
	V 42*	Quarter circle Frame Aluminium chrome Frame Aluminium polished Frame powder-coated white, antracite or RAL	97,5 radius 73					
				2.625	2.678	3.084	2.510	2.831
				2.574	2.625	3.027	2.461	2.774
	V 42-K	Cable conduit Felt anthracite						230
	V 42-S	Modesty Panel Felt anthracite	28					292

* Installation of power box V72 not possible

		Dim. in cm W D H	Oak black	Oak light grey titan urban grey	Pear	Laminate grey Further finishes on request.	Laminate nano black white stone pine brick mocca	
	V 43	Quarter circle Frame Aluminium chrome Frame Aluminium polished Frame powder-coated white, antracite or RAL	112,5 radius 73	2.801 2.748 2.748	2.869 2.814 2.814	3.358 3.291 3.291	2.670 2.619 2.619	3.051 2.993 2.993
	V 43-K	Cable conduit Felt anthracite						251
	V 43-S	Modesty Panel Felt anthracite	28					318
	V 45	Quarter circle Frame Aluminium chrome Frame Aluminium polished Frame powder-coated white, antracite or RAL	152,5 radius 73	3.386 3.320 3.320	3.471 3.403 3.403	4.233 4.149 4.149	3.189 3.128 3.128	3.765 3.691 3.691
	V 45-K	Cable conduit Felt anthracite						364
	V 45-S	Modesty Panel Felt anthracite	28					432
	V 63	Corner top Frame Aluminium chrome Frame Aluminium polished Frame powder-coated white, antracite or RAL	190 90 73	2.946 2.888 2.888	3.032 2.971 2.971	3.508 3.441 3.441	2.738 2.685 2.685	3.179 3.116 3.116
	V 63-K	Cable conduit Felt anthracite						364
	V 63-S	Modesty Panel Felt anthracite	28					432
	V 64	Corner top Frame Aluminium chrome Frame Aluminium polished Frame powder-coated white, antracite or RAL	250 90 73	3.362 3.294 3.294	3.454 3.387 3.387	4.128 4.046 4.046	3.140 3.079 3.079	3.659 3.588 3.588
	V 64-K	Cable conduit Felt anthracite						383
	V 64-S	Modesty Panel Felt anthracite	28					451
	V 66	Head top Frame Aluminium chrome Frame Aluminium polished Frame powder-coated white, antracite or RAL	210 90 73	2.901 2.845 2.845	2.980 2.920 2.920	3.475 3.408 3.408	2.735 2.681 2.681	3.155 3.091 3.091
	V 66-K	Cable conduit Felt anthracite						252
	V 66-S	Modesty Panel Felt anthracite	28					319

		Dim. in cm W D H	Oak black	Oak light grey titan urban grey	Pear	Laminate grey Further finishes on request.	Laminate nano black white stone pine brick mocca	
	V 67	270 90 73						
	Head top							
	Frame Aluminium chrome Frame Aluminium polished Frame powder-coated white, antracite or RAL							
			3.387	3.476	4.157	3.165	3.690	
			3.321	3.410	4.076	3.102	3.618	
			3.321	3.410	4.076	3.102	3.618	
	V 67-K							373
	V 67-S	28						437
	V 13	180 100 73						
	Meeting table							
	Frame Aluminium chrome Frame Aluminium polished Frame powder-coated white, antracite or RAL							
			4.361	4.436	5.038	4.051	4.731	
			4.276	4.347	4.940	3.975	4.638	
			4.276	4.347	4.940	3.975	4.638	
	V 23	240 120 73						
	Meeting table							
	Frame Aluminium chrome Frame Aluminium polished Frame powder-coated white, antracite or RAL							
			5.431	5.517	6.463	5.042	5.894	
			5.322	5.408	6.335	4.944	5.779	
			5.322	5.408	6.335	4.944	5.779	
	V 22	240 148 73						
	Meeting table							
	Frame Aluminium chrome Frame Aluminium polished Frame powder-coated white, antracite or RAL							
			5.711	5.821	6.986	5.550	6.436	
			5.599	5.707	6.849	5.440	6.309	
			5.599	5.707	6.849	5.440	6.309	
	V 31	160 140 73						
	Inner top							
	Frame Aluminium chrome Frame Aluminium polished Frame powder-coated white, antracite or RAL							
			4.010	4.129	4.817	3.706	4.321	
			3.930	4.047	4.721	3.636	4.237	
			3.930	4.047	4.721	3.636	4.237	
	V 33	160 140 73						
	End top							
	Frame Aluminium chrome Frame Aluminium polished Frame powder-coated white, antracite or RAL							
			4.589	4.703	5.390	4.211	4.929	
			4.502	4.612	5.286	4.129	4.831	
			4.502	4.612	5.286	4.129	4.831	

Product description

CONVO

is a modular table programme for stationary meeting and conference systems. It offers a wide selection of tabletop sizes and shapes.

CONVO's prominent feature are the outward-angled leg pairs, that are connected through a cross profile in the center. Different lengths of the cross profile match the spacing of the leg pairs to the depth and shape of the tabletop. Leg pairs are available in chrome, white or anthracite coating or upon wish coated in any RAL coloring.

Tabletops

The tabletops have an MDF core. Final thickness varies depending on the finishing material used. Available finishes include veneered (31 mm thick, cross-veneered) or laminated (32 mm). The long edges of the tabletops are chamfered from below. The table edge has a thickness of 13mm that merges into a lacquered MDF bevel running inward at a 13° angle. The short edges are not beveled. All corners are rounded with a 15mm radius. This does not apply to table systems consisting of V31 and V 33 tabletops. Other table sizes and forms as well as custom woods and finishes are available on request.

FENIX^{NTM}

Fenix NTM is a nanotech material manufactured by Arpa Industriale and listed in our collection as Laminate nano.

Frame

The chrome-plated legs and the aluminium supports form the table base. They can be placed flush with the tabletop or offset.

The base is attached to the tabletop with black coated mounting plates. Black plastic slides can be adjusted for levelling. The tabletop height is 73 cm.

Power box (can be opened to 1 side)

The power box (V 72) is leveled into the tabletop and finished to match the tabletop. A 17 mm wide cut-out serves as cable outlet. The power box provides access to the power strips in the horizontal cable conduit, which keeps cables neatly out of view. The power box does not yet contain a power strip. Power strips with various configurations must be selected and completed from page 91 on.

Power box (can be opened to 2 sides)

The power box (V 92) is leveled into the tabletop and finished to match the tabletop. A 17 mm wide cut-out each serves as cable outlet. The power box does not yet contain a power strip. Power strips with various configurations must be selected and completed from page 91 on.

All power strips are equipped with GST18 input and output connections. The connection cable is 2.9 m in length. Two or more power strips can be fitted with connection cables on request.

Cable conduits and modesty screens

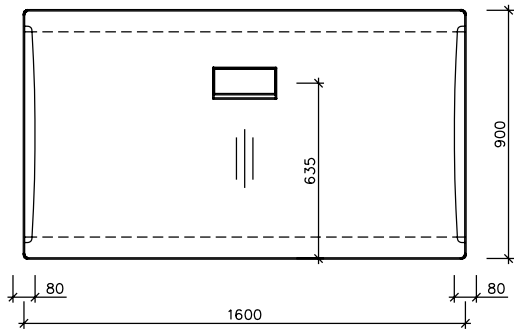
The horizontal cable conduits and modesty screens are made of sculptured felt and attached independently to the tabletop. These components must be ordered separately.

The innovative closure mechanism ensures easy access to the cable conduit and thus to the power strip and power box. The cable conduit measures 180 x 80 mm, narrowing to 30 x 80 mm at the power box.

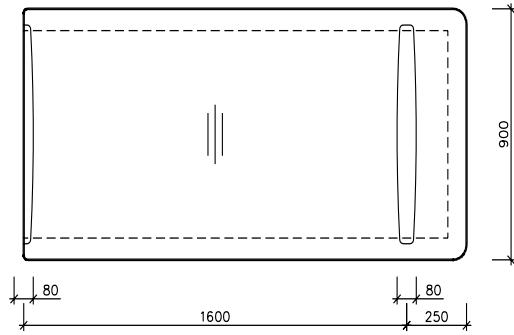
Vertical cabling element

The flexible cable covers can be attached to the inside of the table legs or anywhere under the tabletop using adapters. Their cross-section measures 40 x 20 mm.

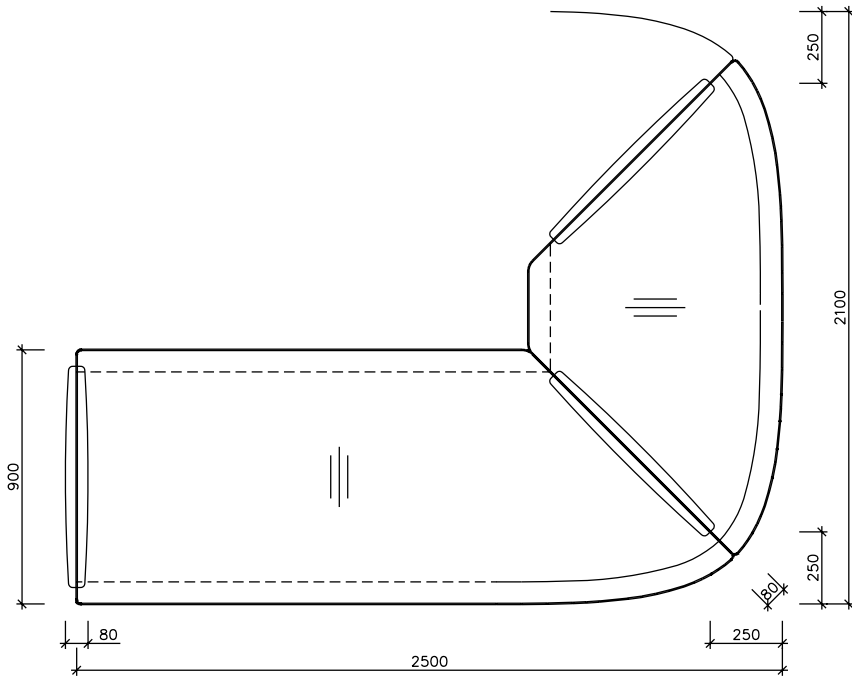
V 03 Rectangle
V 72 Power box



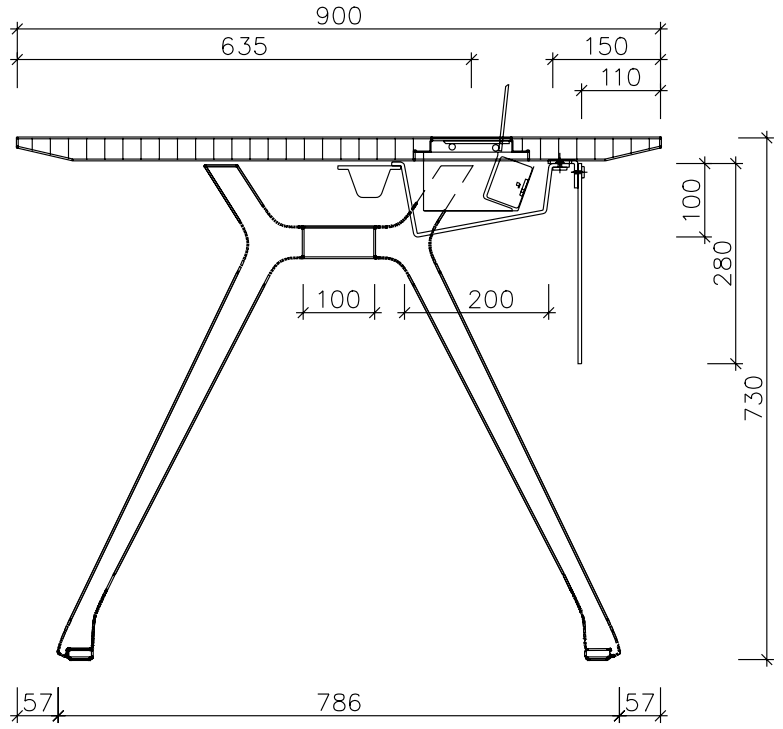
V 06 End top



V 64 Corner top
V 66 Head top



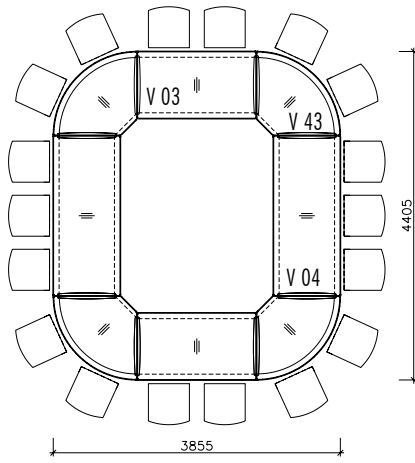
Lateral cut



Prices of example units

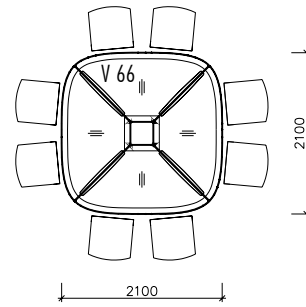
Scale 1:100

A



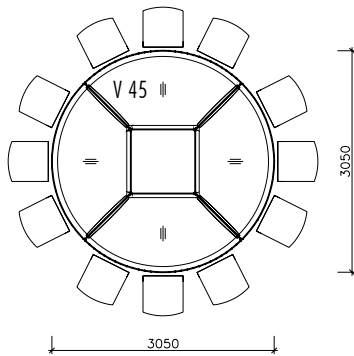
Euro 23.744 *

B



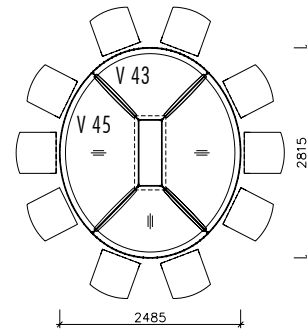
Euro 11.920 *

C



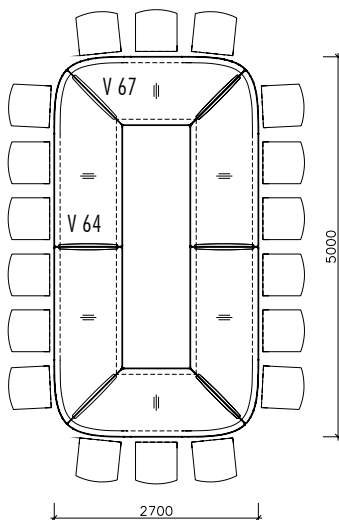
Euro 13.884 *

D



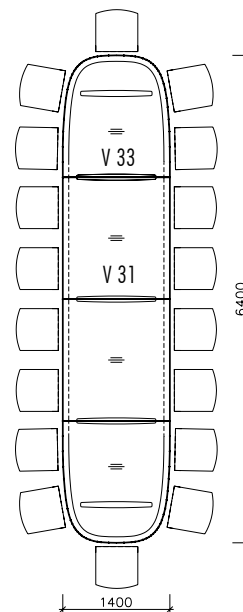
Euro 12.680 *

E



Euro 20.768 *

F









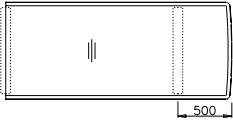









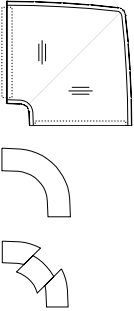
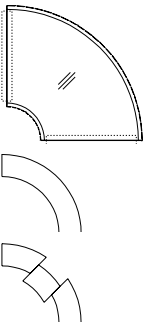
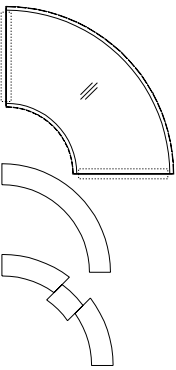
Euro 17.664 *

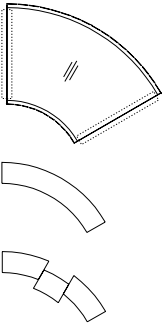
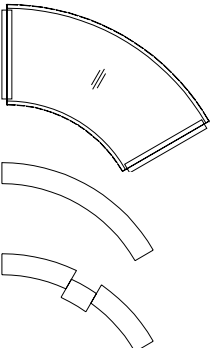
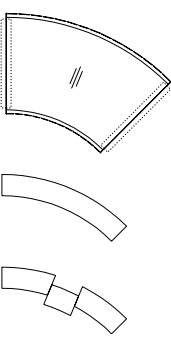
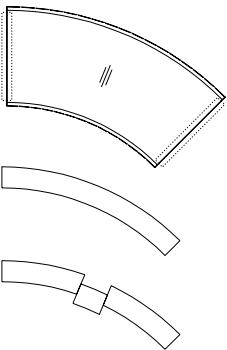
* Retail prices in Euro. Wood finish oak light/grey titan/urban grey/. Frame chrom.

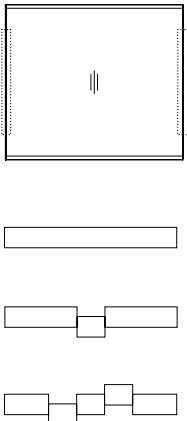
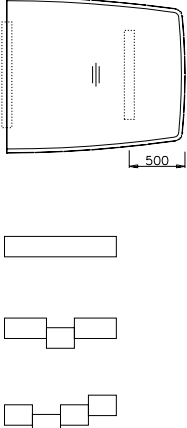
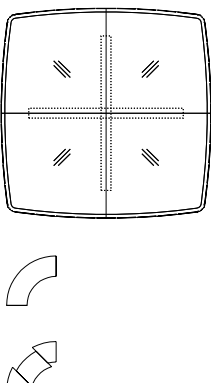
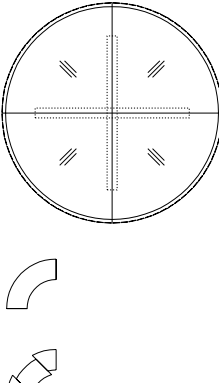
Tune



		Dim. in cm W D H	Oak black	Oak light grey titan urban grey	Pear	Laminate nano black white stone		
   	T 03	Inner top Frame chrome	160 90 73	2.928	2.974	3.314	3.027	
	T 03-1	Desk pad Leather black						675
	T 03-2	Desk pad with sliding element Leather black						1.698
	T 03-S	Modesty panel Anthracite-coloured coating						626
   	T 04	Inner top Frame chrome	220 90 73	3.181	3.243	3.706	3.280	
	T 04-1	Desk pad Leather black						795
	T 04-2	Desk pad with sliding element Leather black						1.827
	T 04-S	Modesty panel Anthracite-coloured coating						685
   	T 06	End top Frame chrome	210 90 73	4.099	4.164	4.608	4.242	
	T 06-1	Desk pad Leather black						675
	T 06-2	Desk pad with sliding element Leather black						1.698
	T 06-S	Modesty panel Anthracite-coloured coating						626
   	T 07	End top Frame chrome	270 90 73	4.333	4.407	4.979	4.472	
	T 07-1	Desk pad Leather black						795
	T 07-2	Desk pad with sliding element Leather black						1.827
	T 07-S	Modesty panel Anthracite-coloured coating						685

		Dim. in cm W D H	Oak black	Oak light grey titan urban grey	Pear	Laminate nano black white stone		
	T 42	Corner top Frame chrome	110 110 73	3.499	3.550	3.826	3.622	
	T 42-1	Desk pad Leather black						564
	T 42-2	Desk pad with sliding element Leather black						1.715
	T 42-S	Modesty panel Anthracite-coloured coating						649
	T 43	Quarter circle Frame chrome	120 90 73 radius	3.483	3.541	3.932	3.599	
	T 43-1	Desk pad Leather black						666
	T 43-2	Desk pad with sliding element Leather black						1.734
	T 43-S	Modesty panel Anthracite-coloured coating						649
	T 45	Quarter circle Frame chrome	150 90 73 radius	3.861	3.942	4.464	3.985	
	T 45-1	Desk pad Leather black						932
	T 45-2	Desk pad with sliding element Leather black						1.956
	T 45-S	Modesty panel Anthracite-coloured coating						709

		Dim. in cm radius D H	Oak black	Oak light grey titan urban grey	Pear	Laminate nano black white stone		
	T 63	Sixth circle Frame chrome	160 90 73	3.483	3.541	3.932	3.599	
	T 63-1	Desk pad Leather black						666
	T 63-2	Desk pad with sliding element Leather black						1.734
	T 63-S	Modesty panel Anthracite-coloured coating						649
	T 65	Sixth circle Frame chrome	210 90 73	3.861	3.942	4.464	3.985	
	T 65-1	Desk pad Leather black						932
	T 65-2	Desk pad with sliding element Leather black						1.956
	T 65-S	Modesty panel Anthracite-coloured coating						709
	T 83	Eighth circle Frame chrome	210 90 73	3.483	3.541	3.932	3.599	
	T 83-1	Desk pad Leather black						666
	T 83-2	Desk pad with sliding element Leather black						1.734
	T 83-S	Modesty panel Anthracite-coloured coating						649
	T 85	Eighth circle Frame chrome	280 90 73	3.861	3.942	4.464	3.985	
	T 85-1	Desk pad Leather black						932
	T 85-2	Desk pad with sliding element Leather black						1.956
	T 85-S	Modesty panel Anthracite-coloured coating						709

			Dim. in cm W D H	Oak black	Oak light grey titan urban grey	Pear	Laminate nano black white stone		
	T 31	Inner top Frame chrome	160 140 73	4.128	4.206	4.717	4.266		
	T 31-1	Desk pad Leather black						675	
	T 31-2	Desk pad with 1 sliding element Leather black						1.698	
	T 31-3	Desk pad with 2 sliding elements Leather black						2.999	
	T 33	End top Frame chrome	160 140 73	4.680	4.761	5.272	4.836		
	T 33-1	Desk pad Leather black						549	
	T 33-2	Desk pad with 1 sliding element Leather black						1.646	
	T 33-3	Desk pad with 2 sliding elements Leather black						2.658	
	T 35	Meeting table Top consisting of 4 segments With cross frame chrome.	190 190 73	9.372	9.527	10.970	9.668		
	T 35-1	Desk pad Leather black						530	
	T 35-2	Desk pad with sliding element Leather black						1.888	
	T 37	Meeting table Top consisting of 4 segments With cross frame chrome.	Ø 200 73	9.202	9.375	10.568	9.509		
	T 37-1	Desk pad Leather black						530	
	T 37-2	Desk pad with sliding element Leather black						1.888	

Product description

TUNE

is a modular system of conference tables. The tabletops will be combined at will to create conference solutions for each room situation.

Tops

The tabletops are made out of veneered high density chipboard. They are 31 mm thick and are offered in the common veneers. The veneer runs in direction to the table depth. The outside edge of the tabletop is bevelled. A straight, 13 mm high thick veneer edge shapes a bevel angle of 28°. Changes in veneer pattern and size of tops are available on special request. The required frames are included in the price of the tops.

FENIX NTM[®]

Fenix NTM is a nanotech material of the company Arpa Industriale, which we offer under the label Laminate nano in our collection.

Frames

The tabletops are supported by elegantly curved frames which taper themselves downward in an angle of about 10°. The frames are normally ranged at the joint of the tops. They consist of a 90 mm wide steel band and are offered in the surface chrome-plated. An adjustable screw, installed concealed, allows to level uneven floors. The standard height of the tables is 73 cm.

Desk pad / Function strip

Matching to all tabletops a pad is offered, which is 19 cm deep and finished in black leather. It serves as a table mat for bottles and glasses and can be opened for the access to the conduit (via power strip) or to a utensils tray via a sliding element.

Sliding element, power strip and utensils tray have to be ordered separately. The desk pad can be lifted to clean the tabletop.

Traverse System

Aluminium traverses, 80 mm thick, connect the frames. They grant stability to the tops and allow the attachment of a retractable aluminium cable conduit. A pivot joint out of aluminium diecast enables to adjust the traverses to all desired table shapes.

The conduit has an inside dimension of about 162 x 78 mm. All power strips are fixed in the conduit and the necessary cables run in there.

Modesty panel

The modesty panels (height 32 cm) are made out of sheet steel and have an anthracite-coloured coating. They are fixed beneath the tabletop and bear with their ends on the inside of the frames. Analogical to the frames the modesty panes are bent in an angle of 10° to the inside.

Power box (can be opened to 1 side)

The power box (T 72) is leveled into the tabletop and finished to match the tabletop. A 17 mm wide cut-out serves as cable outlet. The power box allows access to the cable channel, to the T 71 utensil tray or to the power strips. Utensils tray and power strips must be ordered separately. Power strips with various configurations must be selected and completed from page 91 on.

Power box (can be opened to 2 sides)

The power box (T 92) is leveled into the tabletop and finished to match the tabletop. A 17 mm wide cut-out each serves as cable outlet. The power box does not yet contain a power strip. Power strips with various configurations must be selected and completed from page 91 on.

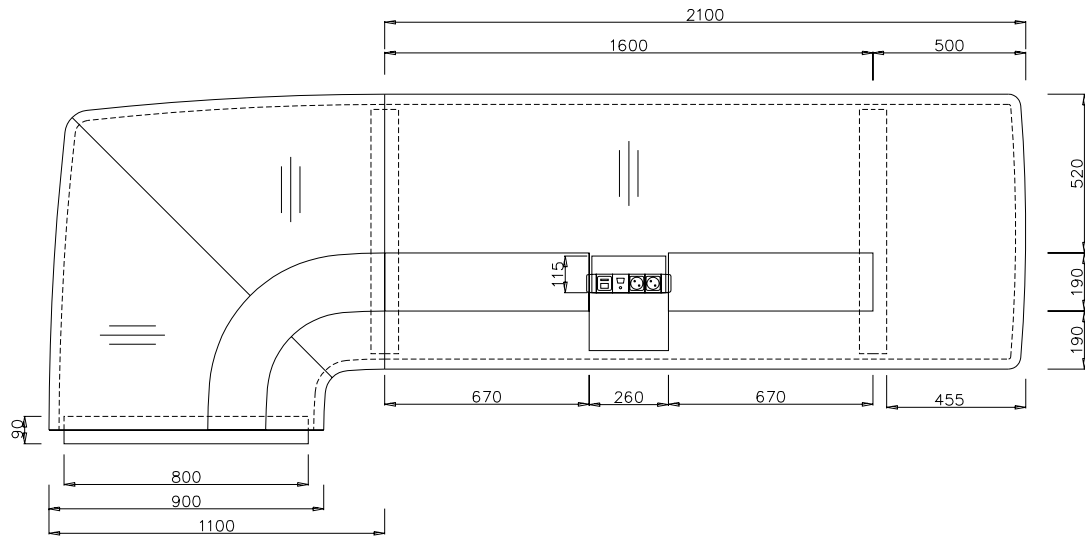
The power strips are fixed in the cable channel under the sliding element or the power box. All power strips come fitted with a GST18 power input/output. The length of cable is 2,90 m. Cables for connecting two or more power strips, as well as other options for outfitting power strips, are available upon request.

Vertical cabling

The two-part vertical cabling is attached magnetically to the inner side of the frame. The cable-running conduit is coated in black colour and is covered by a blind, carried out in the finish of the frames.

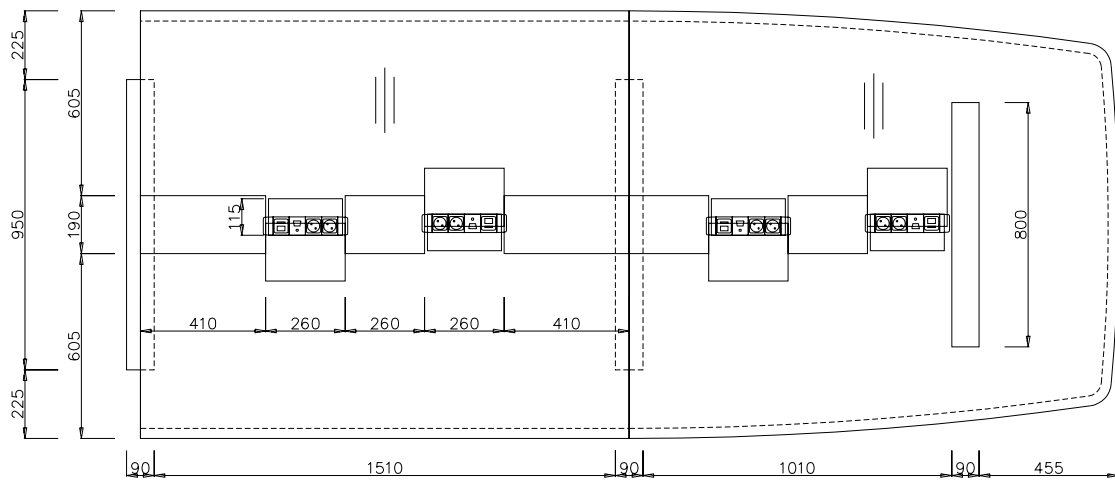
T 42 Corner top
T 42-1 Desk pad

T 06 End top
T 06-2 Desk pad with sliding element

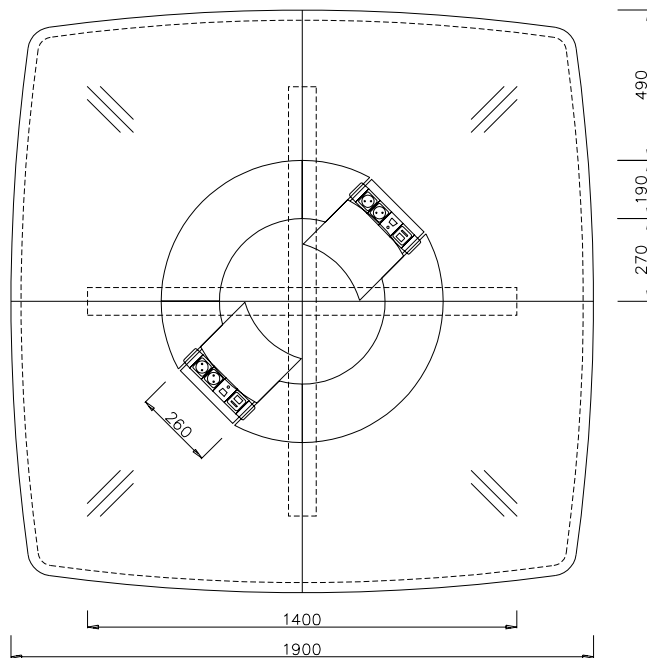


T 31 Inner top
T 31-3 Desk pad with 2 sliding elements or. Power box T 72 / T 92

T 33 End top
T 33-3 Desk pad with 2 sliding elements or. Power box T 72 / T 92



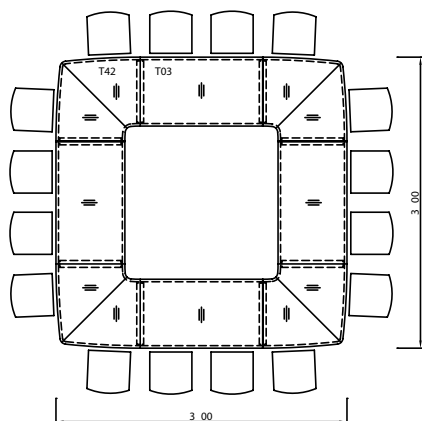
T 35 Meeting table
T 35-1 Desk pad (2x)
T 35-2 Desk pad with sliding element (2x)
or
T 72 Power box (2x)



Prices of example units

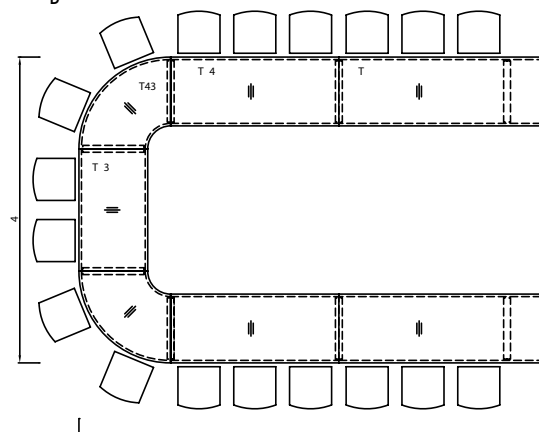
Scale 1:100

A



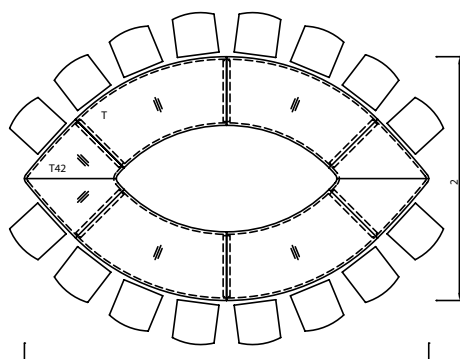
Euro 26.096 *

B



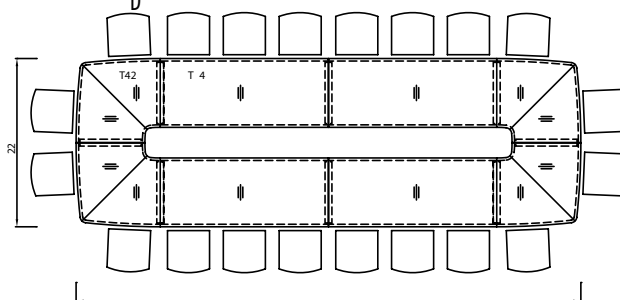
Euro 25.356 *

C



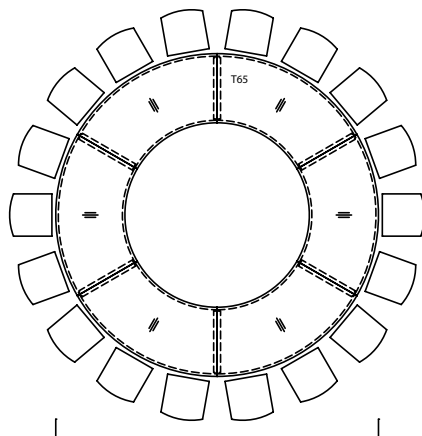
Euro 22.868 *

D



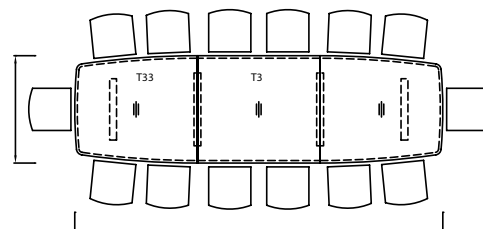
Euro 27.172 *

E



Euro 23.652 *

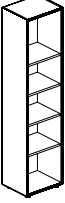

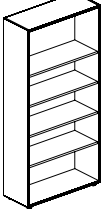
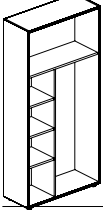
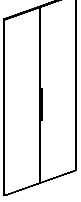
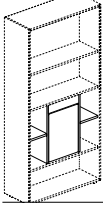
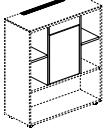
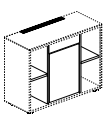
F

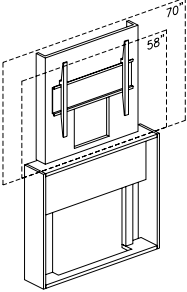
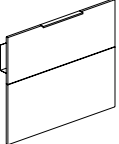

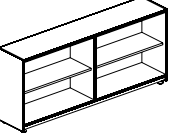
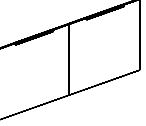

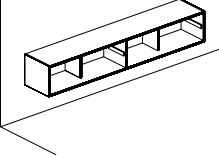
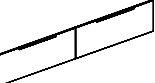



Euro 13.728 *

Site



		Dim. in cm W D H	Laminate anthracite	Oak black	Oak light grey titan urban grey	Pear	Lacquer aluminium silver	
	E 41	Unit open unit or door unit lh/rh all laminate anthracite laminate anthracite/sides veneer or lacquer all veneer	50 43 210	1.001	2.002 3.299	2.050 3.430	2.834 4.814	2.079
		shelf in addition		61	231	247	320	
	E 42	Door lh/rh Handle chrome bright or aluminium anodised matt			779	810	1.287	883
		with lock			926	955	1.429	1.033
	E 43	Unit open unit or door unit all laminate anthracite laminate anthracite/sides veneer or lacquer all veneer	100 43 210	1.177	2.180 3.988	2.227 4.153	3.012 6.351	2.254
		shelf in addition		77	307	323	483	
	E 45	Unit with wardrobe for door unit all laminate anthracite laminate anthracite/sides veneer or lacquer all veneer	100 43 210	1.354	2.387 4.193	2.433 4.361	3.218 6.547	2.461
	E 44	Pair of doors Handles chrome bright or aluminium anodised matt			1.551	1.610	2.563	1.758
		with lock			1.695	1.756	2.710	1.910
	E 90	Built-in fridge for unit 100 cm wide, 5 folder heights Fridge 28 litre. Finish grey. Door hinged rh. Ventilation by a blank in the plinth.		2.932	3.488	3.587	3.868	
	E 91	Built-in fridge for unit 100 cm wide, 3 folder heights Fridge 28 litre. Finish grey. Door hinged rh. Ventilation by a blank in the plinth and a ventilation grille in the covering panel.		2.932	3.488	3.587	3.868	
	E 92	Built-in fridge for unit 100 cm wide, 2 folder heights Fridge 28 litre. Finish grey. Door hinged rh. Ventilation by a blank in the plinth and a ventilation grille in the covering panel.		2.932	3.488	3.587	3.868	

		Dim. in cm W D H	Laminate anthracite	Oak black	Oak light grey titan urban grey	Pear	Lacquer aluminium silver	
					Oak matt Oak smoked Cherry Walnut Zebrano	Walnut tobacco Zebrano grey	Lacquer black metallic Lacquer silk matt white crema anthracite	
	E 51	Media element (Wall mounted) for mounting flat screens with screen diagonal from 58 to 70 inches, with or without sound bar. Top unit in lacquer silk matt white. Incl. internal main switch and 2x USB 3.0 data sockets. Inside the corpus is a power strip with 4 x power. Extensive cabling options. Included in delivery: Monitor fixture (holds 60 kg max.). For VESA 200 / 200 up to 600 / 400	100 22 159,5	2.473	3.969	4.048	4.936	4.228
	E 52	Flap door front Upper flap door as storage compartment for accessories, fixed panel below. Handle in polished chrome or matt anodised aluminium. with lock	100 20		995	1.032	1.448	1.171
	E 59	Covering panel for E 51	100 20	180	301	314	440	298
	E 61	Unit sliding door unit all laminate anthracite laminate anthracite/sides veneer or lacquer all veneer shelf in addition	200 43 87,5	2.930	3.532 4.818	3.561 4.951	3.883 6.603	3.435
	E 62	Pair of sliding doors Handles chrome bright or aluminium anodised matt with 2 locks			1.404	1.466	2.223	1.136
	E 69	Covering panel for E 61	200 41	228	616	640	980	466
	E 71	Unit Credenza wall mounted, for flaps all laminate anthracite laminate anthracite/sides veneer or lacquer all veneer	220 43 37,2	1.740	2.396 3.790	2.417 3.898	2.552 4.968	2.275
	E 72	Pair of flaps Handles chrome bright or aluminium anodised matt with 2 locks			1.097	1.140	1.511	991
	E 79	Covering panel for E 71	220 41	249	640	669	1.038	489

Product description

SITE

is a modular storage system, consisting of open units and closed units with doors. The elements can be combined freely. Corpuses are offered in two widths and three heights. A sideboard with flaps and an open, wall-mounted shelf are available as wall-mounted furniture. A sideboard with flush sliding doors and a media element round off the range. Units, front panels and covering panels can be chosen and combined in various finishes. The handle profiles are available in either aluminium anodised matt or chrome bright.

Raster and construction

Units are 43 cm deep (inclusive front panels) and either 50 cm or 100 cm wide. The raster heights are 77,3 cm (2 folder heights), 114,5 cm (3 folder heights), 210,0 cm (5 folder heights). Leveling feet (3 cm) as well as an imperative covering panel (0,8 cm) at credenza and highboard elements are contained in these measures.

Single units are the wall mounted credenza E 71/72 with a width of 220 cm and the sliding door unit E 61/62 with a width of 200 cm. Both single units have divergent special heights (see articles). The lower unit of the media element E 51 has a height of 87.5 cm and is matched in height to the sliding door unit.

The open, wall mounted credenza E 74 can only be ordered together with the set of dividers E 75.

Units

All units have a grid drilling inside and are offered in three alternatives:

- completely laminate anthracite
- laminate anthracite, sides veneer or lacquer
- completely veneer.

Leveling feet have a black-/gray-coloured powder coating.

Front panels

Surface finishes of the front panels are available in veneer or lacquer. They are lockable on request.

Interior equipment

Filing frames (RAL 9006) can be mounted as front pull-outs or behind doors.

Media element

Flat screens with a diameter from 58 to 70 inches can be attached to the E 51 media element. Optionally, sound bar, camera and microphone for video conferencing can be added. The element contains a monitor holder with a load capacity of up to 60 kg for screens from VESA 200/200 to 600/400. The element has to be fastened to the wall to prevent from falling over. A wall socket and data connections at the rear / bottom of the wall are required on site for installation. Ventilation openings are built-in.

There is a flap door storage compartment in the lower unit of the media element. It may be used to store accessories such as keyboard, mouse, remote control, There is a main switch and a USB 3.0 data socket for presentations with USB flash drives. The corpus, with a total depth of 22 cm, offers space inside for hardware equipment and a power strip with 4 x power.

Sliding doors

The sliding door unit E 61/62 has pre-front sliding doors to be opened mutually. They are moved forwards and following sideways above the other front panel.

Assembly

Storage elements are delivered completely assembled and have only to be placed flush in line and screwed together on site. Afterwards the continuous upper covering panel (maximum length 250 cm = 2,5 width grids) is mounted at credenza and highboard elements. Units with filing frames have to be fastened to the wall by customer to prevent from falling over.

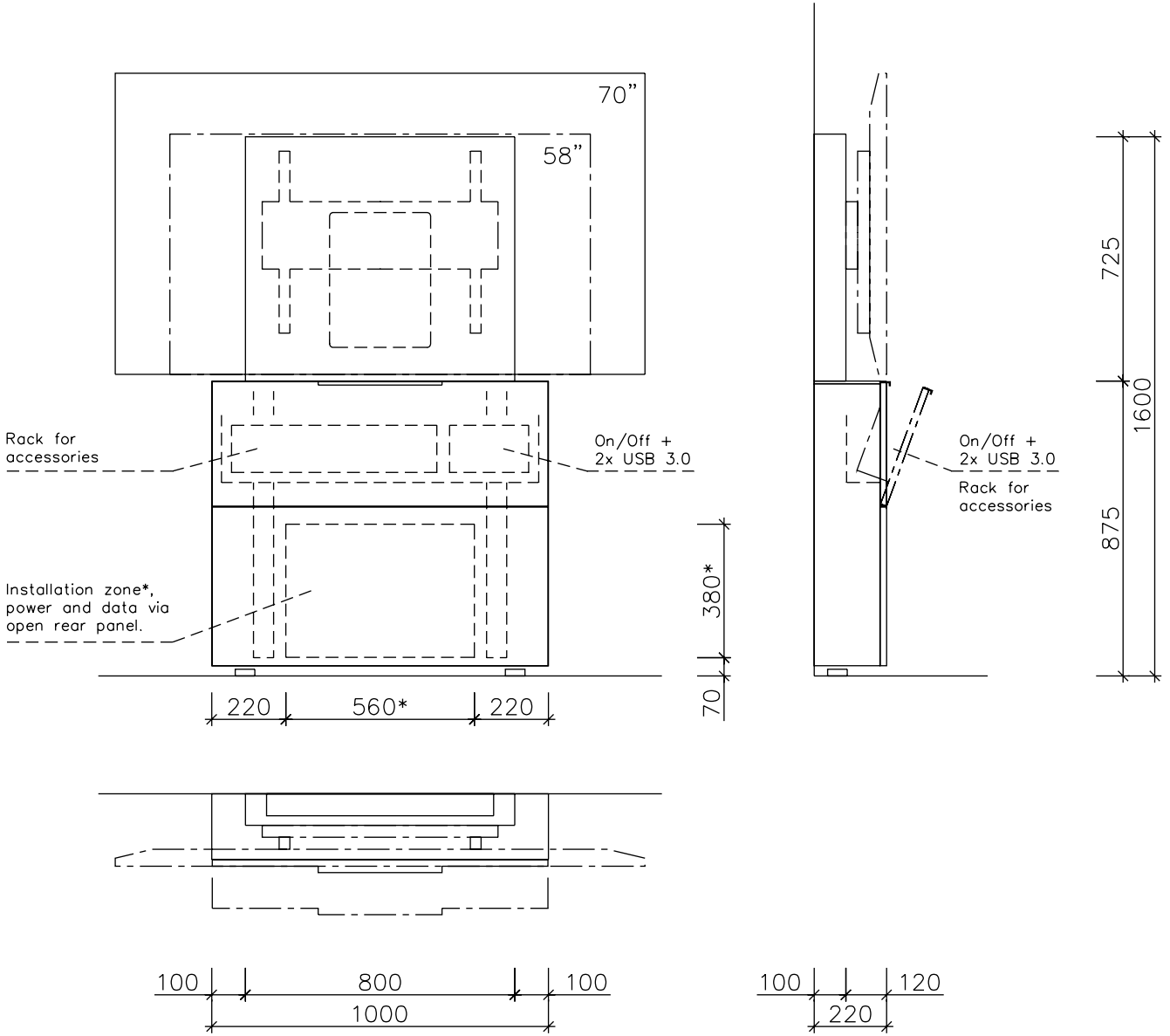
The sliding door unit is delivered ex works with a preassembled and adjusted fitting. The element has to be set up exactly and must be fastened to the wall by customer – this is precondition for the faultless function of the sliding doors. Afterwards the sliding doors are mounted. For this please follow the notes in our assembly instruction.

The wall mounted credenza E 71/72 can only be installed to a load-bearing wall.

Please, already observe the assembly requirements in the field of planning and ask about the constitution and load capacity of the relevant wall. Reinforcements in the wall construction are required for dry and stud walls.

The assembly material (screws and plugs) has to be harmonized to the relevant wall. Therefore it cannot be enclosed ex works.

- E 51 Media element
- E 52 Flap door front
- E 59 Covering panel for E 51



		Dim. in cm						
		W	D	H				
0Z99 0000	Built-in inductive charger Concealed installation	Ø 8		445				

Product description

POWER STRIP

Power strips made of high-quality black plastic material. For to be used in power boxes, sliding leather desk pads and many other articles specified in the price list.

All articles have 230V input and output (plug + socket GST 18/3) for connecting with main cables and / or connecting cables.

Delivery and Payment Conditions for International Sales

These conditions form an integral part of all our offers and contracts, also in current or future business relationships. They take precedence over any conflicting contractual documents or terms and conditions of the customer. All deviating provisions must be agreed upon in writing and signed by both parties in order to be valid.

If we use terms such as EXW, DDP etc. for an order, they shall have the meaning assigned to INCOTERMS 2020.

1. Offers, contracts

Our offers are in general non-binding. Contracts become valid with our order confirmation. Changes and additions must be made in writing, verbal agreements require our written confirmation. If an order that has already been processed and confirmed is changed, we reserve the right to charge EUR 400.00 (retail price) for the additional cost of the change.

We reserve the right to make minor technical, constructional and formal alterations of our products. With natural materials, such as wood and veneer, the customer accepts that any descriptions, illustrations or samples can only be examples due to the natural and/or typical variations of wood in structure, colour and quality. Customers are obliged to accept goods in the case of products manufactured on a commission basis and in the case of those produced in specially-ordered shades or sizes. Altering or cancelling orders such as these is not permitted.

2. Delivery

Delivery dates which are indicated in our order confirmations are dates, when orders are ready and prepared for collection or shipment. Delivery dates are approximate, fixed delivery dates has to be confirmed in writing. Goods can be shipped in time, when the customer has fulfilled his contractual obligations with respect to previous contracts. The dispatch can only occur promptly provided that we have been provided with all the necessary information for its manufacture on time. Delays in the receipt of colour samples and measurements, etc. automatically result in an extension of the dispatch deadline.

Our failure to meet delivery dates will only entitle the customer to assert remedies after a reasonable additional time period of at least 21 working days has expired. In the event of delays that are due to force majeure, industrial action, official acts and business interruptions through no fault of our own, the delivery period will be appropriately extended.

The customer will be in default of acceptance and have to pay reasonable storage costs if he fails to collect or take delivery of the goods within 2 weeks after notice has been given that the goods are ready for shipment, we have the right to invoice the customer for the goods and demand storage fee of 0,5 % of the order value per week, limited to a maximum of 15 %.

3. Minimum quantity surcharge

If the quantity ordered by the customer results in an order value below the retail price of EUR 1.000,00, we are entitled to charge an additional price of EUR 100,00 (retail price) due to the increased logistics efforts.

4. Passing of the risk

Risk is passed to the client as soon as the goods have been handed over to the carrier. This is also valid in the event that a freight paid delivery has been agreed. If the order is being collected, risk is passed at the goods' allocation.

5. Payment

Our invoices are denominated, and have to be paid, in Euros; currency risks are borne by the customer. Making deductions is not allowed. If the time allowed for payment is exceeded, we may charge 8 % interest, subject to further damage. All payments must be received such that the amount is credited to our bank account by the due date.

Upon default of payment, we may combine all quantities of goods yet to be supplied in a single delivery and make such delivery contingent upon the payment of all invoices due and on an advance payment on the invoices yet to be paid. We may further demand immediate payment of all receivables outstanding at the time of default, for whatever legal reasons and, in particular, under whatever contract, and terminate any agreements concerning payment in installments. Until all outstanding receivables have been paid, we have the right to retain any goods not yet supplied or other services yet to be provided.

6. Retention of Title

The goods remain our property until the customer has paid all claims arising from the business relationship, including future claims and, in particular, any current account balance, or until all bills of exchange and checks that were delivered in payment have been honored.

Furthermore, the goods remain our property if and to the extent that we assume an obligation to third parties on behalf of the customer until such obligation ceases to exist.

The customer may sell the goods only in the ordinary course of business; he is not authorized to pledge the goods or transfer them by way of security. If the goods are sold or otherwise made available to third parties, the customer hereby assigns to us all financial and other claims accruing to him.

7. Warranty for Defects

The customer must, without undue delay, carry out a thorough examination of the products supplied. For this purpose, he must examine the entire delivery. The examination must, in particular, include a visual examination of the surface. Any defects must be reported to us without undue delay, but in any case within 4 working days after delivery. If an examination does not occur or the defects are not reported, the customer will forfeit all his warranty claims. If we bear the transport risk in particular cases, any damages in transit must be confirmed by the carrier upon delivery. Warranty claims for defects become time-barred within 2 years of the delivery (limitation period).

We will primarily carry out the subsequent performance – where appropriate, with the assistance of third parties – at the customer's place of business, even if we are aware of the final destination of the consignment, or reduce the purchase price appropriately.

8. Damage to goods in transit

Damages in transit must be noted on the delivery note immediately upon delivery for legal insurance reasons. Details of latent damages in transit must be made known to us or to the forwarding agency in writing within 7 days of the goods being received. The client or recipient is liable to prove that the damages were caused by our carrier. All claims shall lapse in the event of the acknowledgment of the delivery note without reservation, further transportation of the goods by the client and at the latest 7 days after the receipt of the goods.

9. Liability

Damage claims against us arise only in the event that damage was caused by us or one of our vicarious agents wilfully or as a result of gross negligence on our behalf. In principle, damage claims against us are excluded. In the event that the client withdraws from their assigned commission or fails to fulfil the terms of the contract, we reserve the right to demand 30% of the order amount in damages. We reserve the right to demand demonstrably increased damages.

10. Miscellaneous

This agreement shall be governed by German law, with the exception of the law applicable to general terms and conditions. In this respect, the laws that apply in the customer's jurisdiction shall apply. The place of performance for the delivery and payment is 71034 Böblingen, Germany. The place of jurisdiction for all disputes is Stuttgart, Germany. Customer's rights arising from this contract are non-transferable.



Pear natural



Solid oak, oiled



Oak matt



Oak light



Oak grey titan



Oak urban grey



Oak smoked




Am. Cherry natural



Am. Walnut natural



Walnut tobacco




Zebrano grey



Zebrano natural



Oak black



Lacquer white



Lacquer crema




Lacquer anthracite



Lacquer aluminium silver




Lacquer brown metallic



Lacquer black metallic



Laminate nano white




Laminate nano stone



Laminate nano pine



Laminate nano brick



Laminate nano mocca



Laminate nano black



Laminate anthracite



Laminate grey



0031 - 20 311 8396