



BuzziPleat LED

220-240V

Product Specification Sheet

This document contains technical information about the BuzziPleat LED Globe





Sculptural pendant enfolds silence and light

BuzziPleat, a dynamic series of acoustic solutions by 13&9, delivers sound control with architectural edge. Traditional fashion design techniques, like smocking and pleating, are reinterpreted with sound-absorbing BuzziFelt to create large architectural folds, which maximize surface to deliver exceptional acoustic performance. The suspended BuzziPleat LED configuration marries sound control and illumination. It is equipped with BuzziSol, a powerful LED light source. The dimmable warm light gives BuzziPleat an even greater sense of depth.

Design by 13&9 Design


General

 Edel | Ripple

 BuzziFelt shade
LED light source


Wattage 19W

Input voltage 220-240V

 Input freq. 50/60 Hz
Lumen Output: 1500 lumen (LED Light Source)

Color Temperature: 3000K

Dimmable: 1-10V Protocol

 IP20 Dry usage

Certifications

LED Light source CE/CB certified

Acoustics



Absorption



Diffusion



Mid tone



High tone

Content

Configurations	3
Fabrics	4
Technical Components	5
Photometric Data	7
Dimensions	9
Acoustics	11

Configurations

BuzziPleat LED Ripple

◆ M, L

BuzziFelt shade with OffWhite or Black lace
LED Light source with powder coated metal heatsink and ceiling canopy in black (RAL 9005) and black fabric power cable



Ceiling canopy: W 14 cm L 28 cm H 4 cm
Shade: M Ø 100 cm H 13 cm
L Ø 150 cm H 19,5 cm



M: 6,7 kg
L: 12,4 kg

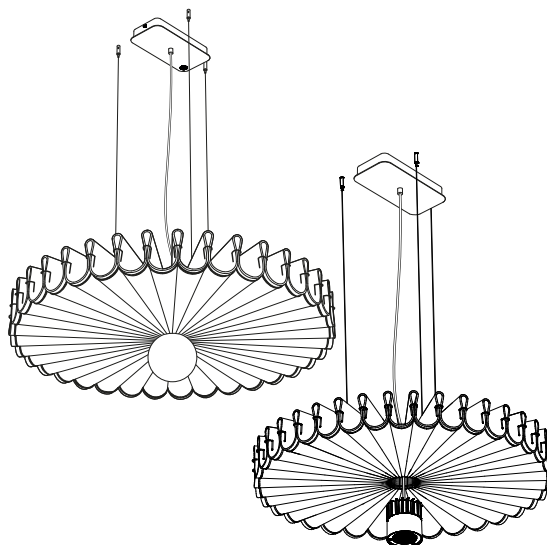
Diffusor: Frosted glass globe or 38° reflector spot



Lace: OffWhite or Black
Black or alu cables 2 - 5 m



If installing on suspended ceiling, verify load capacity prior to installation.



BuzziPleat LED Edel

◆ M, L

BuzziFelt shade with offWhite or black lace
LED Light source with powder coated metal heatsink and ceiling canopy in black (RAL 9005)
Black fabric power cable



Ceiling canopy: W 14 cm L 28 cm H 4 cm
Shade: M Ø 100 cm H 13 cm
L Ø 150 cm H 19,5 cm



M: 5,7 kg
L: 10,4 kg


Diffusor: Frosted glass globe or 38° reflector spot



Lace: OffWhite or Black
Black or alu cables 2 - 5 m



If installing on suspended ceiling, verify load capacity prior to installation.



Fabrics

Felt

Composition 100% Recycled P.E.T. Felt, latex backing

Weight 1.000 g/m2 | 29.49 oz/yd2

Abrasion resistance >7.000 Martindale


Flammability EU: EN 13501.1 + A1/2009 Class B-s1,d0

USA: ASTM E84 Class A certified


Fastness to light USA 5




FE-OffWhite 63



FE-StoneGrey 67



FE-Lime 64



FE-Anthracite 68

Technical components

BuzziSol Pendant

Felt shade



The lightweight sculptural shade is created by pleating or smocking sound absorbing BuzziFelt. The architectural folds maximize surface area, delivering exceptional acoustic performance.

LED light source



The LED light source consists of a black powder coated metal heatsink fitted with a C.O.B. LED source, finished with a frosted glass globe or a 38° reflector spot. The distance between the light element and the acoustic shade can be adjusted

Ceiling canopy



Powder coated metal canopy in black (RAL 9005)
Including mounting bracket

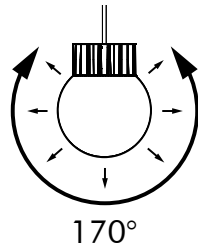
Weight 14 cm
Length 28 cm
Height 4 cm

Heat sink



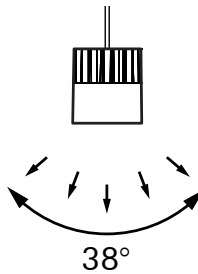
The light element consists out of a black powder coated metal heat sink fitted with a C.O.B. LED source.

Globe



The BuzziSol Globe is finished with a frosted glass globe, to create a decorative light effect 170° around.

Spot

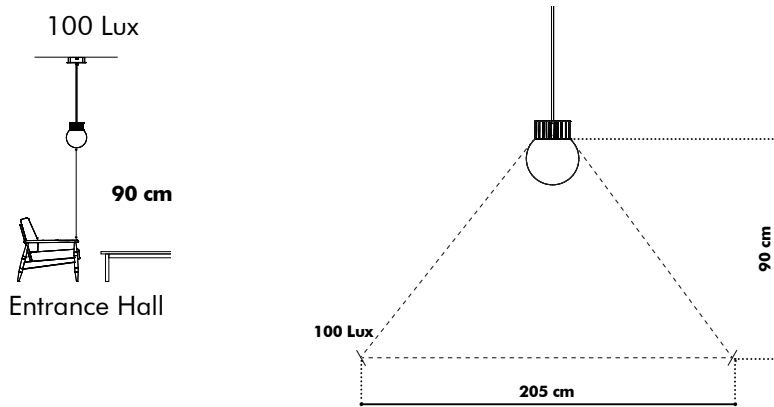


The BuzziSol Spot is finished with a 38° reflector to direct the light towards the surface.

Photometric Data

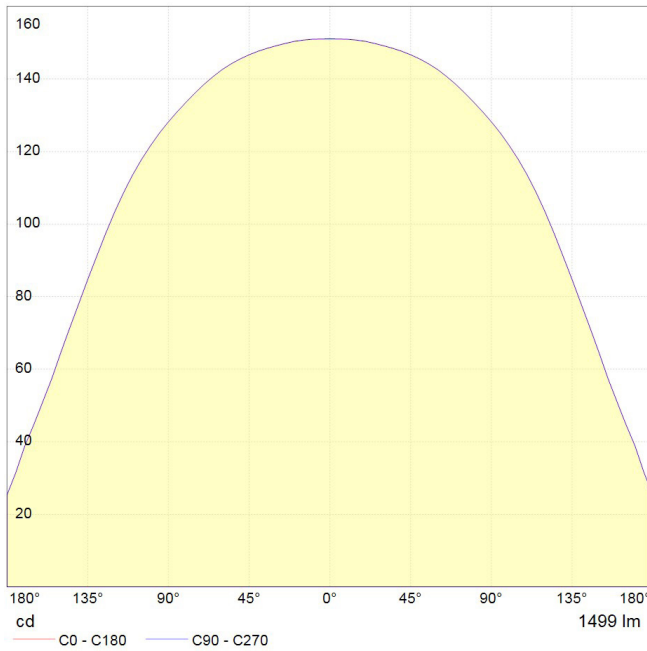
BuzziPleat LED Globe

To enlight your room with a lux level of 100 lux take following measures into account.

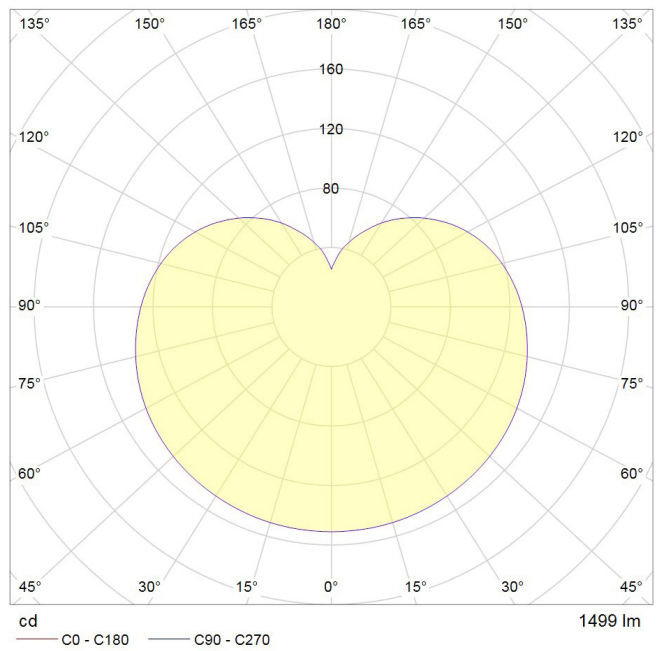


* According to EN12464

Globe Cartesian diagram

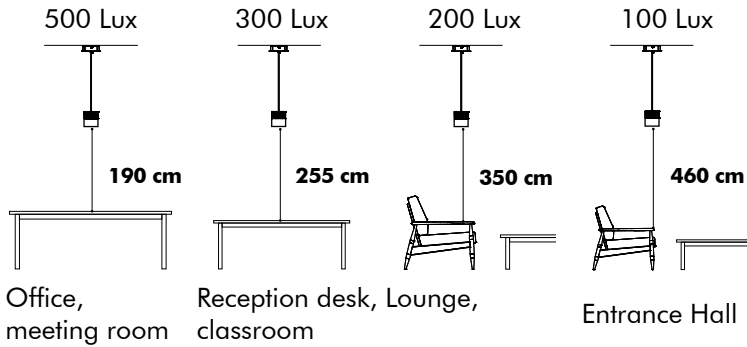


Globe Polar curve

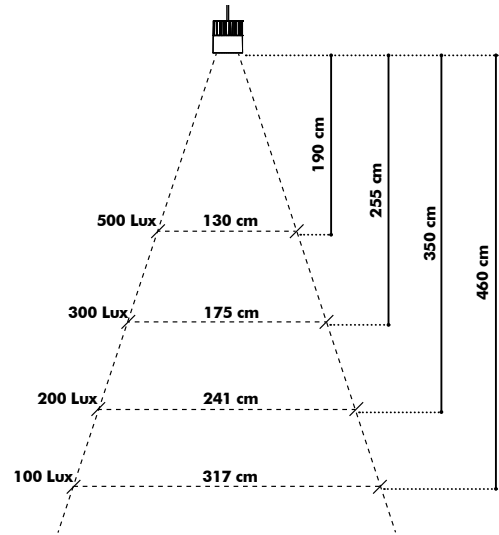


BuzziPleat LED Spot

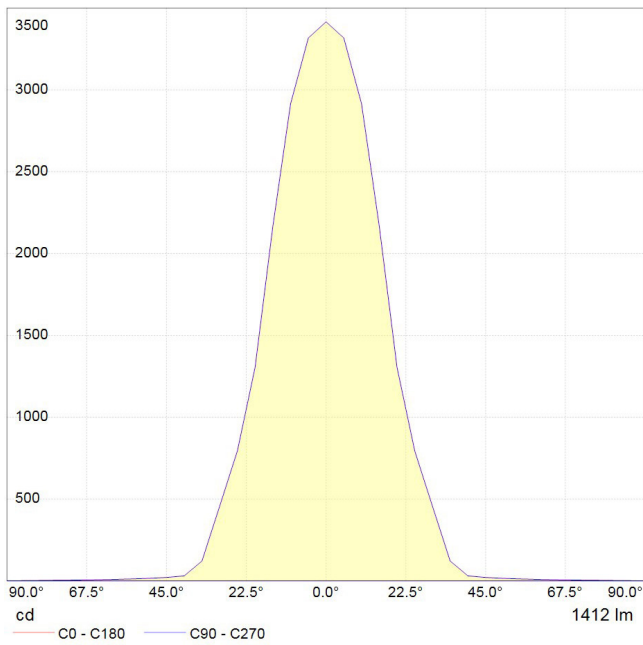
To enlight your workplace or room with optimal lux levels take following measures into account.



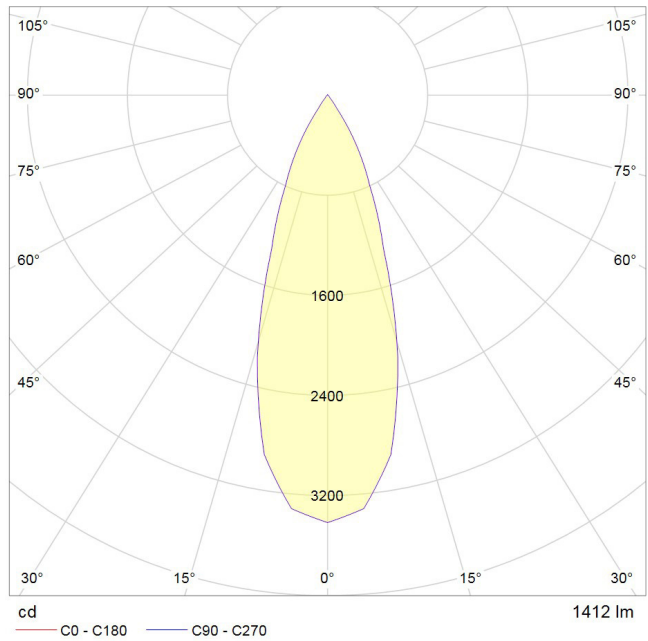
* According to EN12464



Globe Cartesian diagram

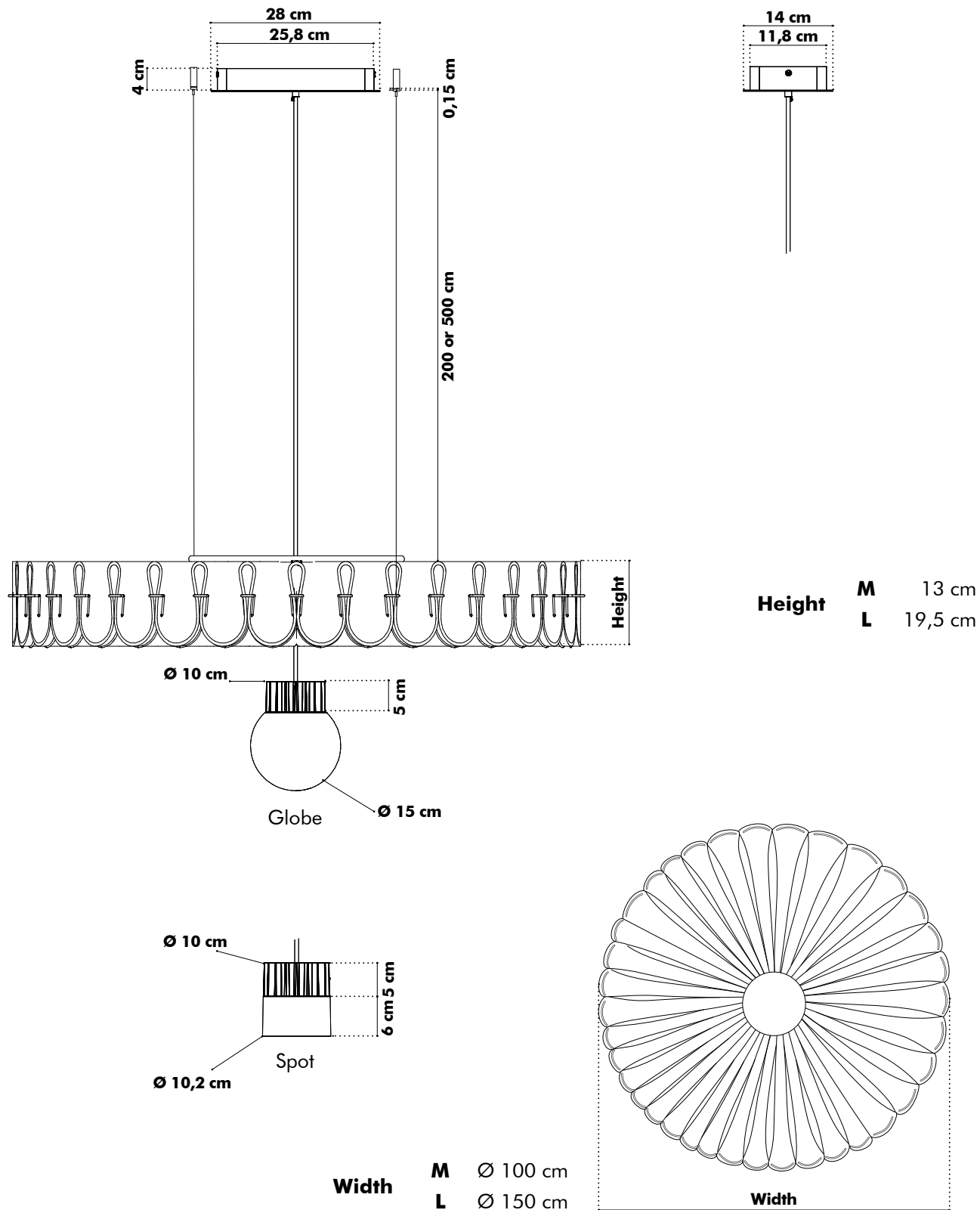


Globe Polar curve

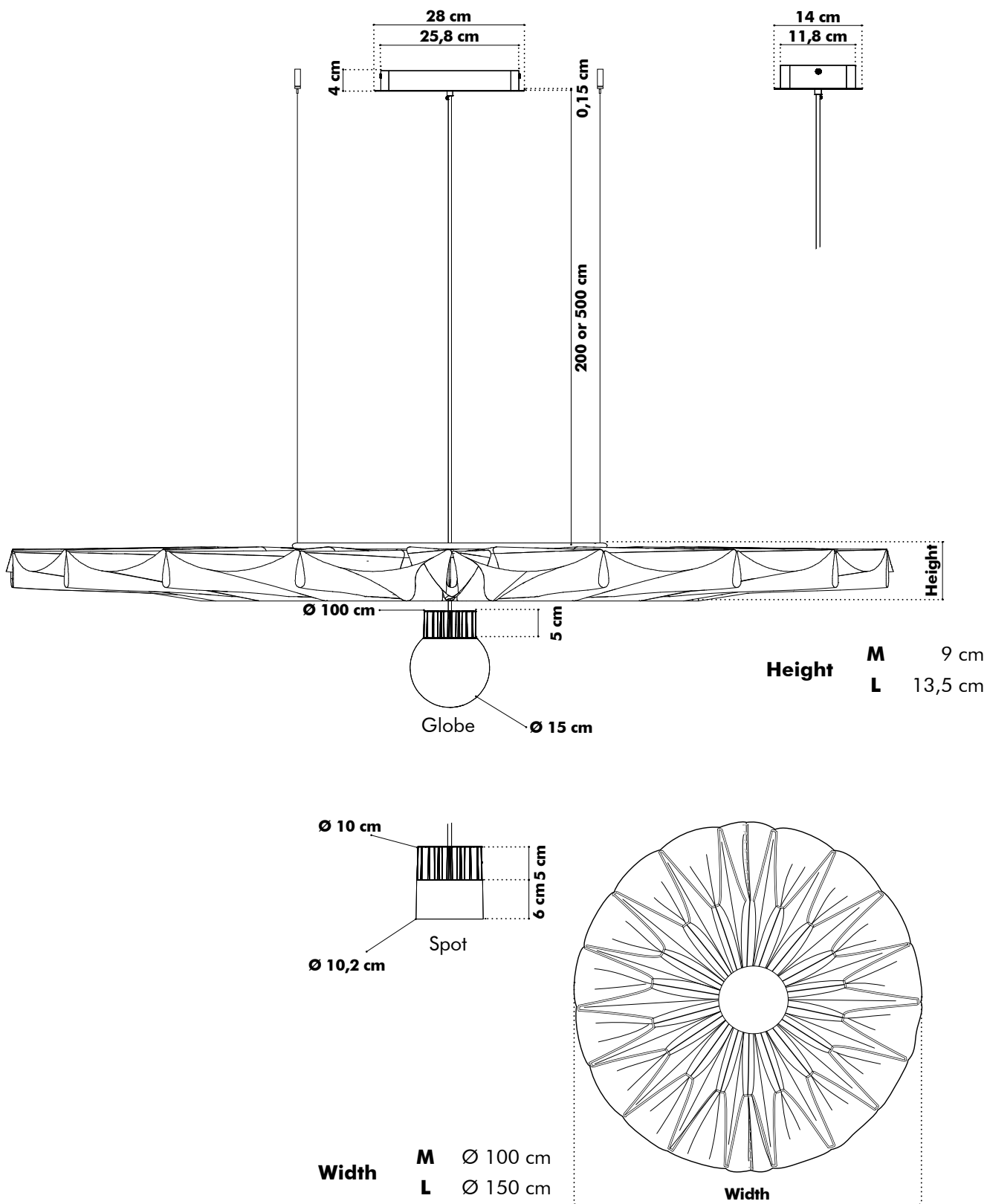


Dimensions

BuzziPleat LED Ripple



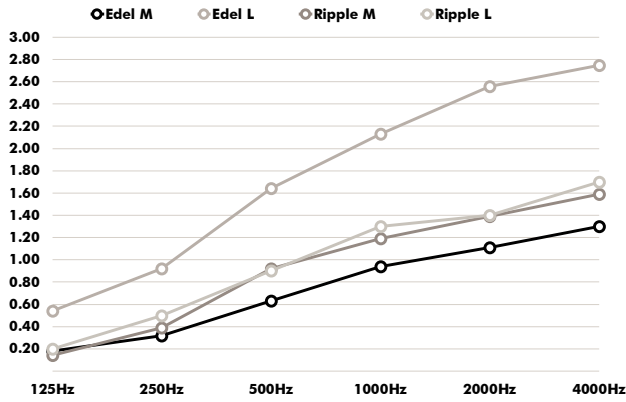
BuzziPleat LED Edel



Acoustics

BuzziPleat Ceiling

Equivalent sound absorption area in m² per object



Hz	Edel M Aeq/m ²	Edel L Aeq/m ²	Ripple M Aeq/m ²	Ripple L Aeq/m ²
125	0.18	0.54	0.14	0.20
250	0.32	0.92	0.39	0.50
500	0.63	1.64	0.92	0.90
1000	0.94	2.13	1.19	1.30
2000	1.11	2.56	1.39	1.40
4000	1.30	2.75	1.59	1.70