



RH Activ



**DESIGNED
FOR
HUMAN
PERFORMANCE**

Meinema | De Meubelmakelaar | 0031-20 311 8396

FLEXIBLE AND EASY TO USE

If you are looking for a standard chair that can be adapted to suit different people in different environments, RH Activ is a natural choice. RH Activ is comfortable, ergonomic, and simple to use. Thanks to its simplicity and ergonomics, RH Activ is ideally suited to all work environments. RH Activ is also available in ESD and cleanroom editions.

The design

With its many models, options and accessories, RH Activ is our most flexible family of chairs. And naturally, we'll help you configure the best selection of chairs to suit your workplace and tasks.

Ergonomics

RH's philosophy of ergonomics is based on the two important principles of upright posture and active sitting. These principles improve breathing and circulation and stimulate the muscles. The philosophy is evident in the RH Activ movement, which ensures that your body receives the variation and support it requires as you move. Because the chair's basic settings do not change, this helps you to do more and perform better.

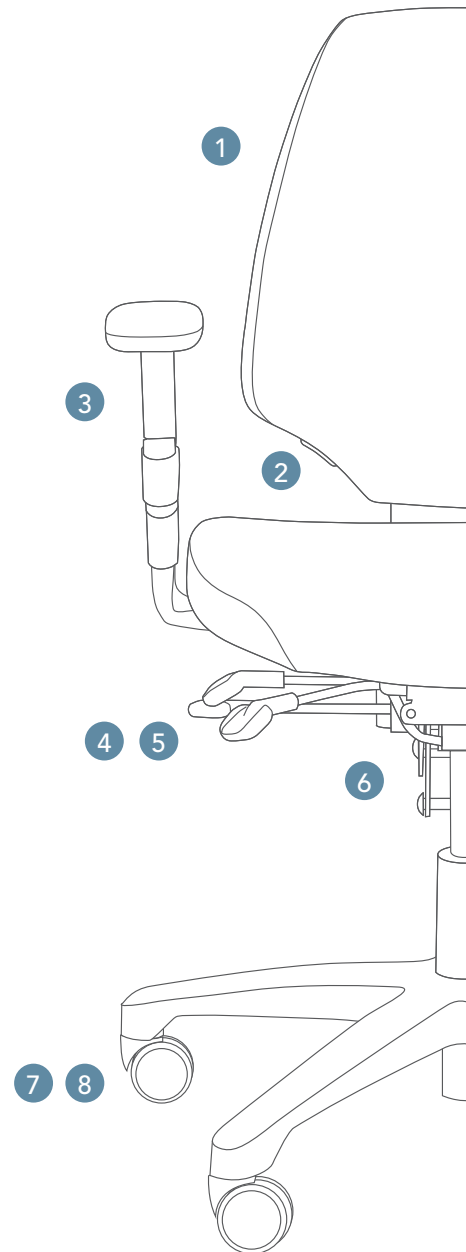


RH ACTIV CAN EASILY BE TAILOR-
MADE TO ANY TASK, USER AND
ENVIRONMENT



Functionality

- 1 The backrest**
is available in two sizes. The tapered design provides freedom of movement for the user's arms, while the lumbar support provides optimum comfort for the user's back all day.
- 2 The height of the backrest**
Can be adjusted with a simple push of a button.
- 3 The armrests**
Two armrest variants are available. Both can be adjusted by height and width, while one can also be adjusted by depth and the other can be rotated 360 degrees.
- 4 The seat**
is made of moulded foam, which shapes itself to the body. The waterfall edge of the seat reduces pressure on the underside of the thighs, facilitating good circulation. As an option, the RH Activ 200 and 220 models can be equipped with a pad that is 30 mm thicker, which makes it particularly suitable at retail counters, for example.
- 5 Seat, height, depth and movement**
Controls for the seat height, seat depth and the Activ movement are all located within easy reach on your right hand side.
- 6 The tilt mechanism**
Is smooth in its movement, and can be locked in the desired position, allowing the chair to follow your every movement.
- 7 Bases**
are available in two finishes in addition to the standard black aluminium. Choose between grey or polished aluminium.
- 8 Castors**
for both hard and soft floors are available. The chair can also be ordered with glides.





RH ACTIV: A HEALTHY ENVIRONMENTAL CHOICE

All materials we use in RH Activ are free of toxic substances, or glue. The smart function with exchangeable pads that can easily be replaced to increase the life span and saves money in the wallet. RH Activ is easy to dismantle for reuse and recycling. The maintenance cost and gains for our environment makes RH Activ a chair with a healthy environmental conscience.

Ten-year Guarantee

We build chairs to withstand everyday use and to last for a long time. Before they leave our factory, they undergo rigorous quality control. This enables us to provide a full ten-year guarantee, so that you can feel completely secure with your purchase.



CERTIFICATES

- EN 1335
- IEC 61340 (ESD)
- BS 5459
- Möbelfakta
- EPD, ISO 14025
- GREENGUARD



OFFICE

How and where we work has changed a lot over the years. Today's offices need to be efficient, flexible and adaptable, that's why RH Activ is perfect for all types of work areas. RH Activ is easily adaptable for work in the office, project rooms, touchdown areas, education and even for your home office.





RH Activ 200



RH Activ 220



RH Activ 220



HEALTH

The health-care sector has high demands of performance and the work areas must be well suited for the tasks. The different environments within healthcare require different seating and RH Activ solves this with its unique range of adaptations. The chair is easy to clean or sanitize and it's perfect for areas with multiusers.

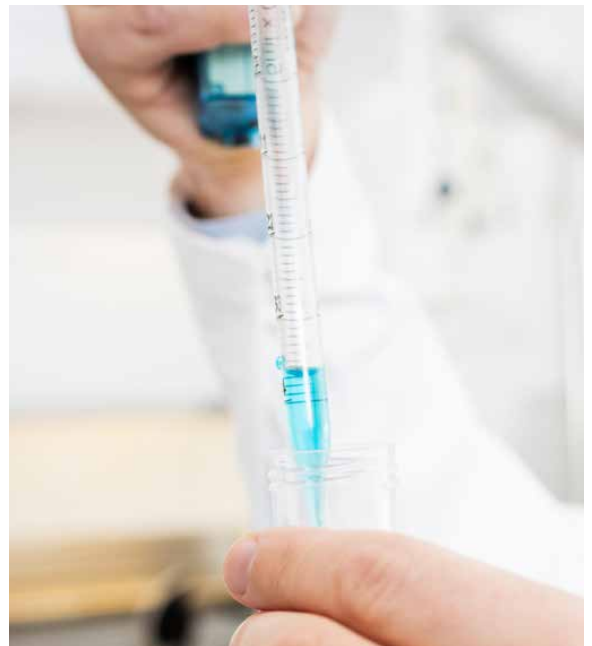


LABORATORY, CLEANROOM, ESD

RH Activ cover all requirements for laboratory seating and meet the ergonomic needs of laboratory workplaces. The chair is engineered to help users stay productive and alert throughout the day. For laboratory workplaces RH Activ is available upholstered with fully washable antibacterial/antimicrobial vinyl.

RH Activ Cleanroom is tested and approved for use within Cleanroom environments. Our Cleanroom chairs meet environmental pollutant requirements with regard to, e.g., dust, airborne microbes, aerosol particles, and chemical gases. We also offer chairs that are adapted for a combination of ESD and cleanroom environments. RH Activ Cleanroom is upholstered with conductive vinyl.

Our ESD chairs are certified and approved for work environments requiring antistatic protection for areas with sensitive electronic equipment found in clean rooms and laboratories. RH Activ ESD effectively diverts static electricity through the back, seat, gas lift down to the floor. The fabric on the chair is designed to conduct static electricity.

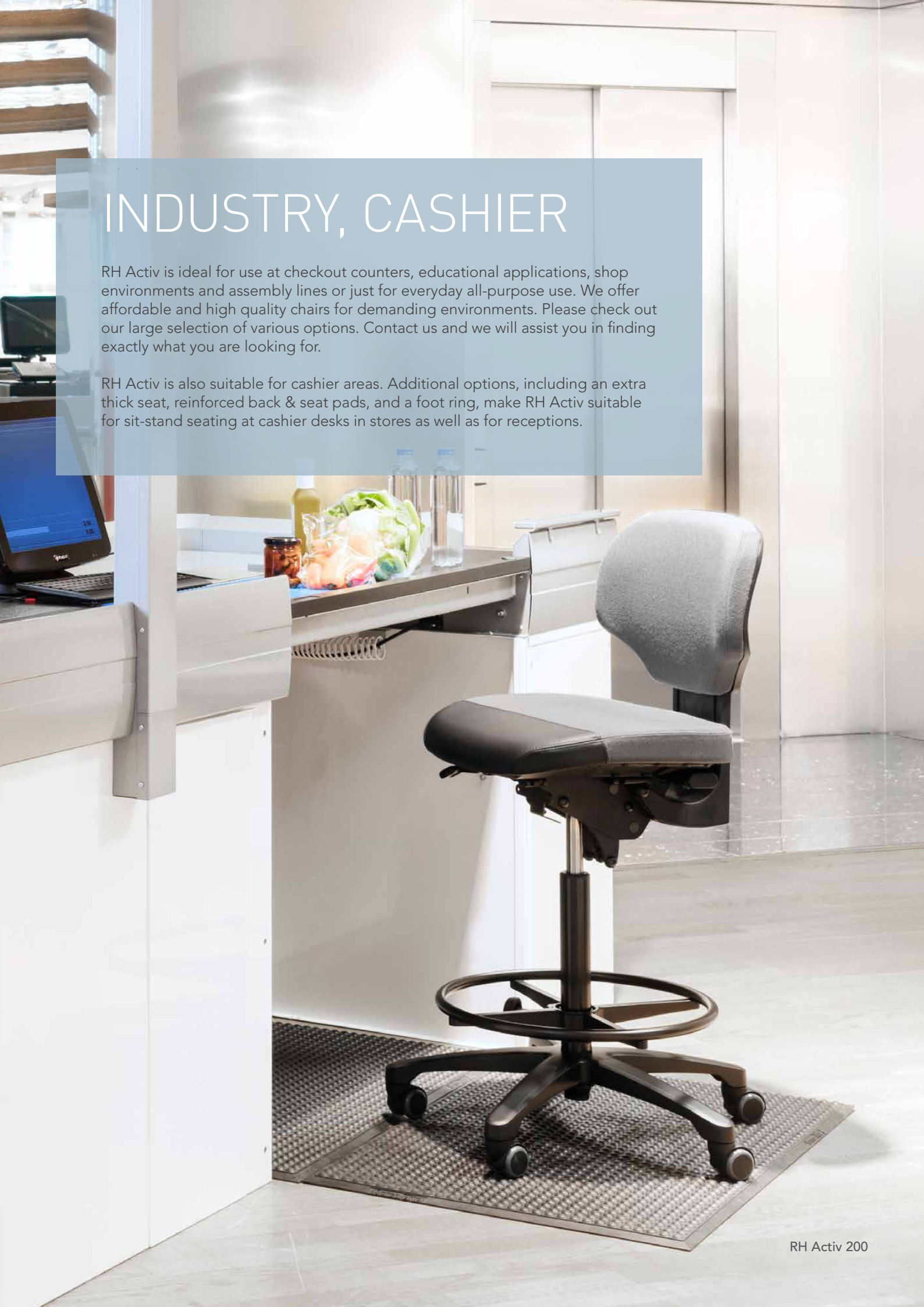




INDUSTRY, CASHIER

RH Activ is ideal for use at checkout counters, educational applications, shop environments and assembly lines or just for everyday all-purpose use. We offer affordable and high quality chairs for demanding environments. Please check out our large selection of various options. Contact us and we will assist you in finding exactly what you are looking for.


RH Activ is also suitable for cashier areas. Additional options, including an extra thick seat, reinforced back & seat pads, and a foot ring, make RH Activ suitable for sit-stand seating at cashier desks in stores as well as for receptions.



A black leather office chair with a high backrest and a large, adjustable headrest. The chair is mounted on a five-star base with casters. It features several adjustment levers: a large lever on the left side of the seat for height and tilt, and three smaller levers on the right side of the seat for armrest height, seat depth, and backrest recline. The chair is positioned in front of a white desk. The background is a light-colored tiled floor.








RH ACTIV 300

RH Activ 300 is an individual adaptable chair system especially designed to fit in to demanding environments like industry, laboratories, and cashier desks. With its unique back solution that can be folded down to easily slide under any desk the RH Activ 300 series is designed to fit narrow spaced workplaces where people shift between seated and stand-up working positions.



Options

The RH Activ has a wide range of accessories. Naturally, you can also buy the basic chair and add accessories as you need them.



- | | |
|---|--|
| 1 Exchangeable pad | 7 Base 5F polished aluminium |
| 2 Reinforced front edge on backrest and seat | 8 Base 5F, black lacquered aluminium |
| 3 Armrest 8E, grey or black (height, depth, width) | 9 Base 5F, grey lacquered aluminium with footring 6F |
| 4 Armrest 8S, grey or black (height, width, rotating) | 10 Glide 7K |
| 5 Armrest 3R & 8R3D Relax | 11 Castors 7G lock automatically under load |
| 6 Base 5N chrome-plated steel | 12 Castors 7H for hard floors |

Different styles for different users



RH ACTIV 220

RH Activ 220 comes with a medium seat with a waterfall front edge. The tapered, moulded back with its pronounced lumbar support secures good support and freedom of movement. As standard, the chair has a black aluminium base and castors for soft floors. The RH Activ 220 is also available in cleanroom and ESD versions.



RH ACTIV 200

RH Activ 200 has a medium seat with a waterfall front edge. The medium sized moulded back provides good lumbar support. As standard, the chair has a black aluminium base and castors for soft floors. The RH Activ 200 is also available in cleanroom and ESD versions.



RH ACTIV 222

RH Activ 222 comes with a large seat with a waterfall front edge. The tapered, moulded back with its pronounced lumbar support secures good support and freedom of movement. As standard, the chair has a black aluminium base and castors for soft floors. The RH Activ 222 is also available in cleanroom and ESD versions.



RH ACTIV 202

RH Activ 202 has a medium seat with a waterfall front edge. The medium sized moulded back provides good lumbar support. As standard, the chair has a black aluminium base and castors for soft floors. The RH Activ 200 is also available in cleanroom and ESD versions.



RH ACTIV 300

RH Activ 300 can be tailor-made to almost all tasks and environments. Three different seats, two gas stems, extra reinforced seat, back upholstery for heavy use and foot-ring. All metal parts in dark grey lacquer (RAL 7024), and all plastic parts in dark grey (MT 11310). RH Activ 300 comes as standard with aluminium base and castors that locks automatically when seated.

