

# Wilkhahn

Graph. 30 range.



Meinema | De Meubelmakelaar | 0031-20 311 8396



## Graph.

Graph is the ideal choice where superior comfort and uncompromising quality are required. The name of the range, designed by Markus Jehs and Jürgen Laub, refers to its graphical aesthetic. And it's this feature the chair owes its name to: the seat shell is cut through horizontally and vertically and then reassembled. The upshot is an intriguing mix of a fluid form and clear lines, closed and open areas, harmony and contrast. The same goes for the matching tables and their suggestion of lightweight elegance. Whether they're destined for large conferences, small meetings or executive offices, Graph tables and chairs are an appealing combination due to their impressive finishes, exclusive materials and flawless craftsmanship. As a result, Graph is already one of tomorrow's classic items of furniture.

Design: jehs+laub







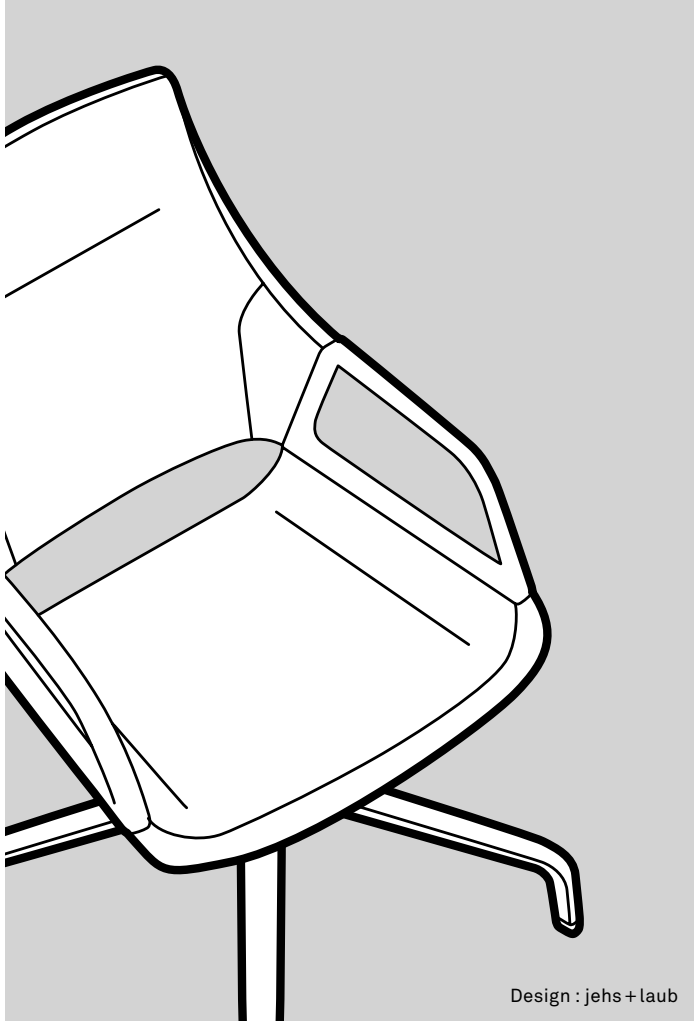






# Graph. 30 range. Technical details.

# Wilkhahn



Design : jehs + laub

## Function

Distinctive, high-end, standalone conference chair in two backrest heights. Armrests stylishly link the seat and backrest. Exceptional, sprung (and at the sides also elastic) seating comfort due to three-point support with rear spring strut and sophisticated upholstery. Can be used in traditional conference and meeting rooms, executive offices and boardrooms, high-quality restaurants or prestigious dining areas.

## Frame

Models 301/5, 302/5: Four-star base made of die-cast aluminium, coated black or signal white, matt polished or bright chrome-plated. Black, multipurpose glides made of plastic for all types of flooring. Optionally with base glides with larger contact area for sensitive floorings, either to match the star base black or signal white coated, matt chrome-plated (polished star base) or bright chrome plated (bright chrome-plated star base). Black polyamide glides for carpets. For hard floors (e.g. stone), please order with soft TPU, for wooden floors (e.g. parquet) with additional felt. These glides change the seating height to 44 cm. Optionally with castors for four-star bases compliant with the DIN EN 1335 and ANSI/BIFMA X 5.1 standards for conference chairs. Black polyamide twin wheel swivel castors with load-dependent braking compliant with the DIN EN 12529 standard,

with black polyurethane tyre for multipurpose use on hard and soft floorings: the castors' black plastic shell comes either with chrome-plated ring (for a coated star base), matt chrome-plated ring (for a matt polished star base) or a chrome-plated ring (for a bright chrome-plated star base). These castors change the seating height to 45 cm. Models 301/5 and 302/5 Swivel-mounted column with Y-shaped seat bearer made of die-cast aluminium, coated in black or signal white, matt polished or bright chrome-plated to match the star base. Permanently elastic, rubber/metal connecting elements. Sprung elastic strut made of top-quality spring steel in black. Models 301/8, 302/8: Swivel-mounted column with seat bearer and integrated rocking mechanism made of die-cast aluminium and high-lustre polished or matt polished. Models 301/6, 302/6, 301/7, 302/7: Die-cast aluminium five-star base coated in black or signal white, matt polished or bright chrome-plated, with castors for five-star bases compliant with the DIN EN 1335 and ANSI/BIFMA X 5.1 standards for conference chairs. Twin wheel swivel castors with load-dependent braking made of black polyamide compliant with DIN EN 12529, with black polyurethane tyre for multipurpose use on hard and soft floors: black plastic shell for the castors

either with chrome-plated ring (coated star base), matt chrome-plated ring (matt polished star base) or chrome-plated ring (bright chrome-plated star base). All models with Y-shaped seat bearers made of die-cast aluminium, coated in black or signal white, matt polished or bright chrome-plated to match the star base. Permanently elastic, rubber/metal connecting elements. Sprung elastic strut made of top-quality spring steel in black. Models 301/6 and 302/6 with swivel-mounted columns. Models 301/7 and 302/7 and models 301/8 and 302/8 with precision-adjustable seating height via a gas lift column.

## Seat and backrest

Seat and backrest frame made of metal, with wave springs, additional cushioning and fully padded with polyurethane.

## Armrests

Armrests that connect the seat and back made of die-cast aluminium and coated black or signal white, matt polished or bright chrome-plated to match the frame. Optionally with integrated, leather-covered armrest pads, only colour matched when a 74 or 87 leather cover is chosen.

## Standards

The Graph chairs comply with the DIN EN 16139, DIN EN 1728 and ANSI/BIFMA X 5.1 standards.



www.tuv.com  
ID 1000000000

# Graph. 30 range. Product types.

Wilkhahn



**301/5**  
Conference chair  
medium-height backrest



**301/7**  
Conference chair  
medium-height backrest



**301/8**  
Conference chair  
medium-height backrest



**302/5**  
Conference chair  
high backrest



**302/7**  
Conference chair  
high back



# Graph. 30 range. Upholstery types.

## Wilkhahn




One-piece seat and back frame, fully upholstered, fabric



One-piece seat and back frame, fully upholstered, leather

### Upholstery material



60 Blend | 63 Auris | 66 Lona |  
68 Kvadrat Remix 2 | 74 Leather |  
87 Leather | 91 Kvadrat Steelcut Trio 3  
You can find all upholstery materials and  
more colours in our media center

The digital sample colours differ  
from the originals.



# Graph. 30 range. Frame types.

## Wilkhahn



Aluminium frame matt polished  
(Aluminium frame bright chrome-plated not pictured)



Aluminium frame with black coating



Aluminium frame with signal-white coating

### Frame surfaces



Bright chrome-plated aluminium or matt polished, coated in black or signal white

The digital sample colours differ from the originals. You can find our current fabric collection in our media center.



Armrests  
Optionally with integrated, leather-covered armrest pads, only colour matched when a 74 or 87 leather cover is chosen.

# Graph. 30 range. Frame types.

Wilkhahn



Frame with glides



Frame with base glides



Frame with castors



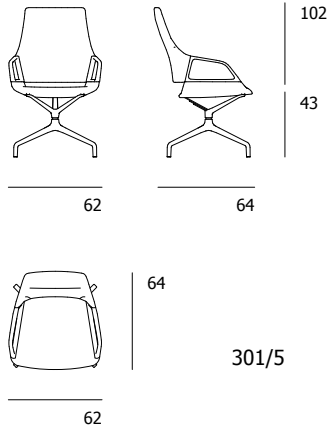
Models 301/8, 302/8 with an integrated die-cast aluminium rocking mechanism



# Graph. 30 range. Models and dimensions.

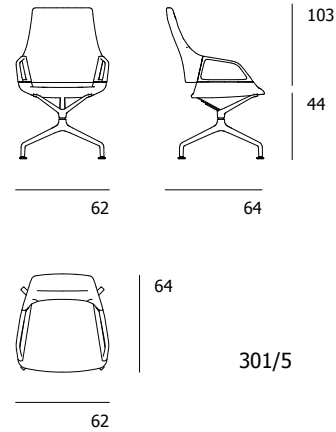
Wilkhahn

**301/5**  
Conference chair  
Medium-height backrest



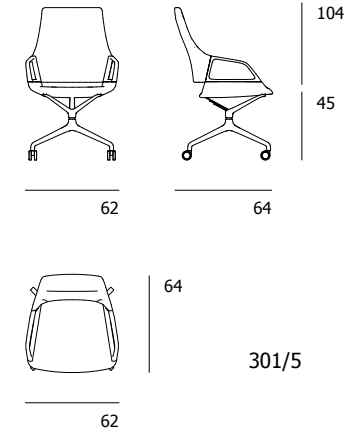
301/5

**301/5**  
with base glides



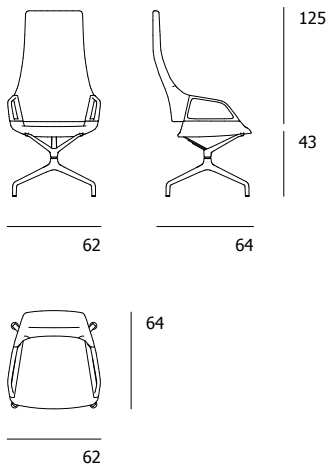
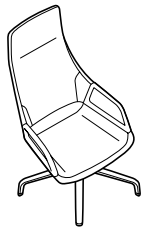
301/5

**301/5**  
with castors

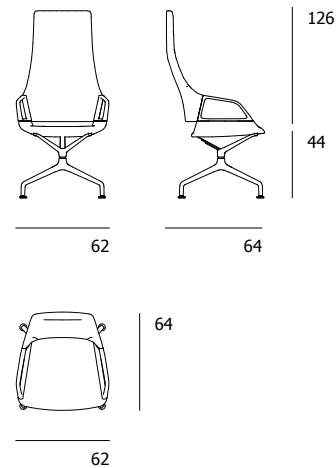


301/5

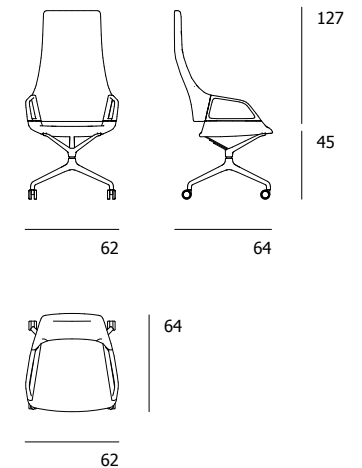
**302/5**  
Conference chair  
High backrest



**302/5**  
with base glides



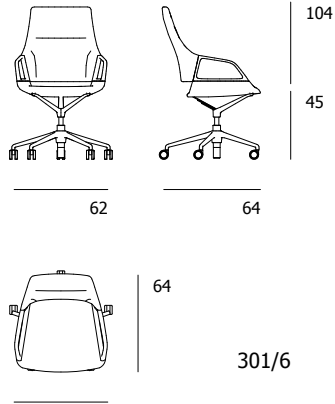
**302/5**  
with castors



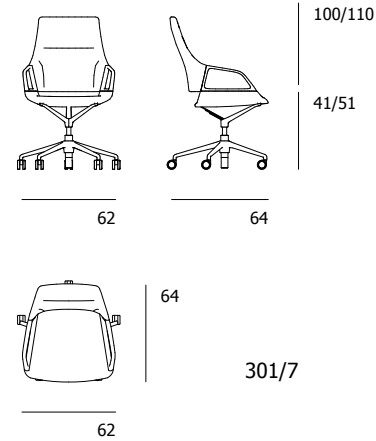
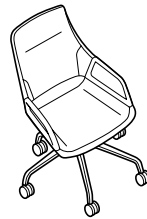
# Graph. 30 range. Models and dimensions.

## Wilkhahn

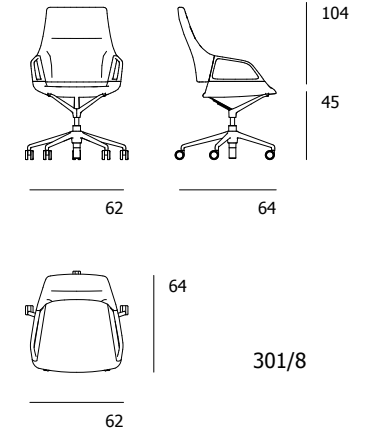
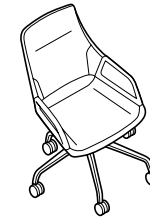
**301/6**  
Conference chair  
Medium-height backrest



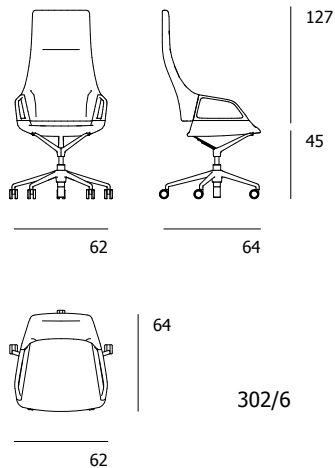
**301/7**  
with infinitely variable  
height adjustment



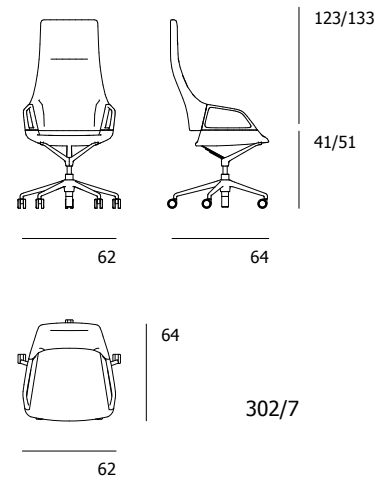
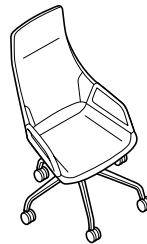
**301/8**  
with an integrated  
diecast aluminium  
rocking mechanism



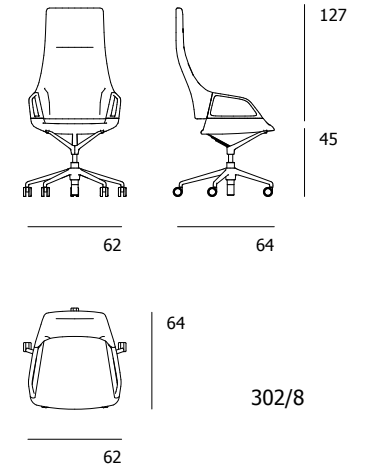
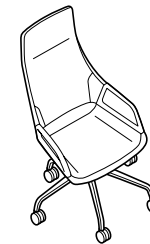
**302/6**  
Conference chair  
High backrest



**302/7**  
with infinitely variable  
height adjustment



**302/8**  
with an integrated  
diecast aluminium  
rocking mechanism

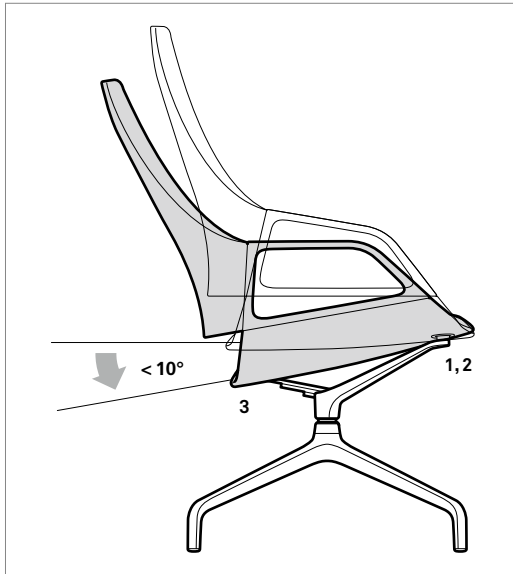




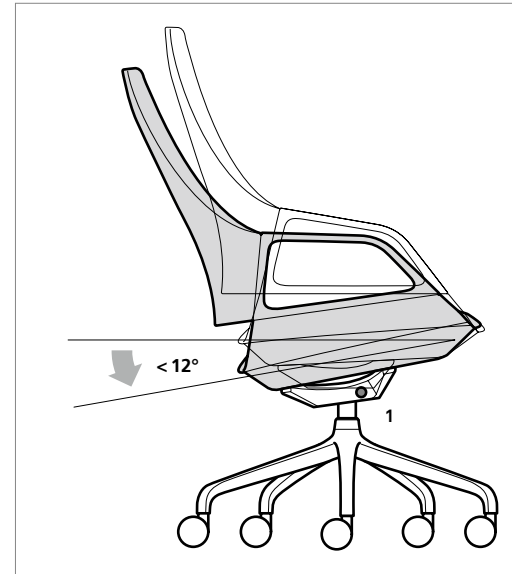
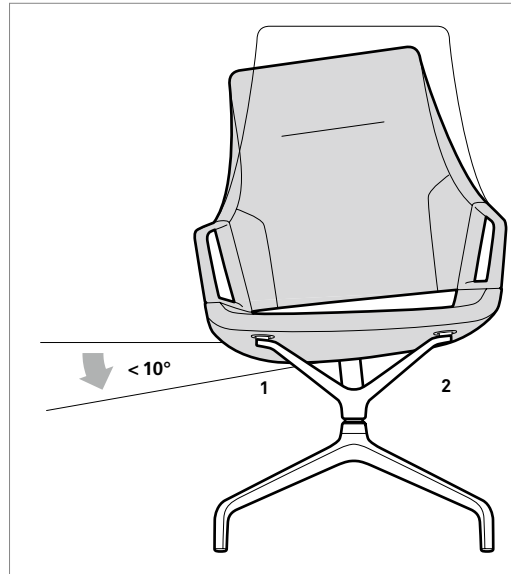
# Graph. 30 range. Models and dimensions.

Wilkhahn

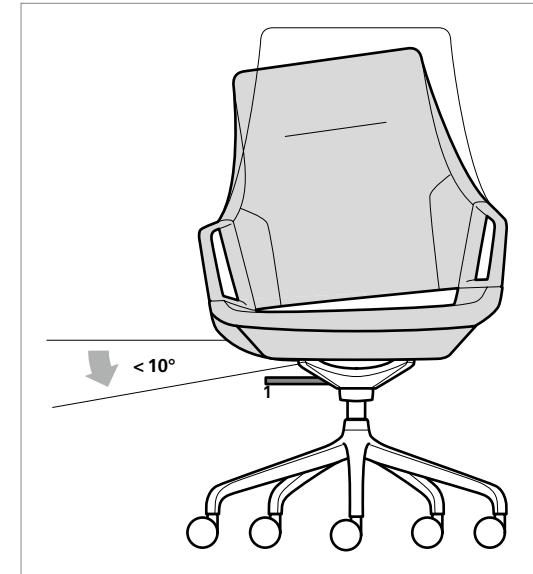
Graph is a conference chair designed for high-end requirements. The seat, backrest and armrests make a fluid, seamless impression, lending the chair a lightweight and classy look. Top-notch covers, slender armrests and the frame of coated bright-chrome-plated or matt-polished aluminium underscore the high-quality appearance. Just as remarkable as its form is the comfort offered. This is based on the sophisticated cushioning of the seat and backrest and the elastic mount of the seat on a Y-shaped bearer and central spring at the back. Graph Active technology's rocking mechanism in the seat ensures users have even more freedom to move. Thanks to precise height adjustment capabilities, this model is also ideal as a first class executive chair – or exceptionally agile item of conference seating.



The seat shell moves with the frame, therefore offering extra comfort. Due to the elasticity of the two connecting elements on the Y-shaped bearer at the front (1, 2) and a sprung brace at the rear (3), the seat can tilt backwards and sideways to mirror the user's movements.



Graph Active comes with precision-adjustable height and a rocking mechanism that can be locked in position. A lever at the side allows users to adjust both these settings (1).



# Graph. 30 range. Awards / standards / certificates.

# Wilkhahn

## Awards



## Product certificates / product standards



DIN EN 16139 DIN EN 1728 ANSI/BIFMA X5.1

Not all certificates / standards apply to all types.

## Company's certificates, memberships



## Environment and product

### A timeless aesthetic, added functional value and consistent quality

Durability is Graph's number one priority. The iconographic form has what it takes for the chair to become a classic. The combination of the upholstery and innovative flexibility guarantees consistently superb comfort. The chair's materials and craftsmanship are designed to last and last. The materials comply with Wilkhahn's ecological product development requirements:

- The armrests, seat bearers and star bases are made of die-cast aluminium, a large proportion of which is made of recycled materials and can also be placed without any loss in the quality in closed-loop material cycles.
- The leaf springs, wave springs and seat and backrest frame are made of steel. Precise workmanship with the material is possible. It is consistently stable, easily available and equally possible to recycle.
- The polyurethane padding is made with a CFC-free process, is breathable and also suitable for thermal recovery.
- The covers are produced in leather or high-quality fabrics made of renewable feedstock, or materials that can also be recycled.