

Wilkhahn

Sola. 290 range.



Meinema | De Meubelmakelaar | 0031-20 311 8396



Sola.

In typical Wilkhahn style, the swivel-mounted and height-adjustable Sola conference chair combines innovative comfort with a crisp design and high-quality appeal. The chair's aesthetic is defined by the linear shape of the seat shell and the distinctive lines of the aluminium frame. The frame branches out from the centre column into a V-shaped support that culminates in the armrests. The clever part is that the slender seat shell is swivel-mounted at the front and connected with a V-shaped support by two pressure springs at the rear. As a result, the chair offers sprung comfort, adjustable to suit preferences and a rocking motion so body and mind stay alert however long meetings last.

In addition to the clear design and the rocking feature, the first-class craftsmanship of the upholstery is also impressive. The back of the covered plywood shell includes double-thickness upholstery which creates a gap all the way round. This enhances the already slender profile. The type with management grade upholstery also has facing all the way round and quilted stitching, lending the chair a classy and slightly luxurious touch.

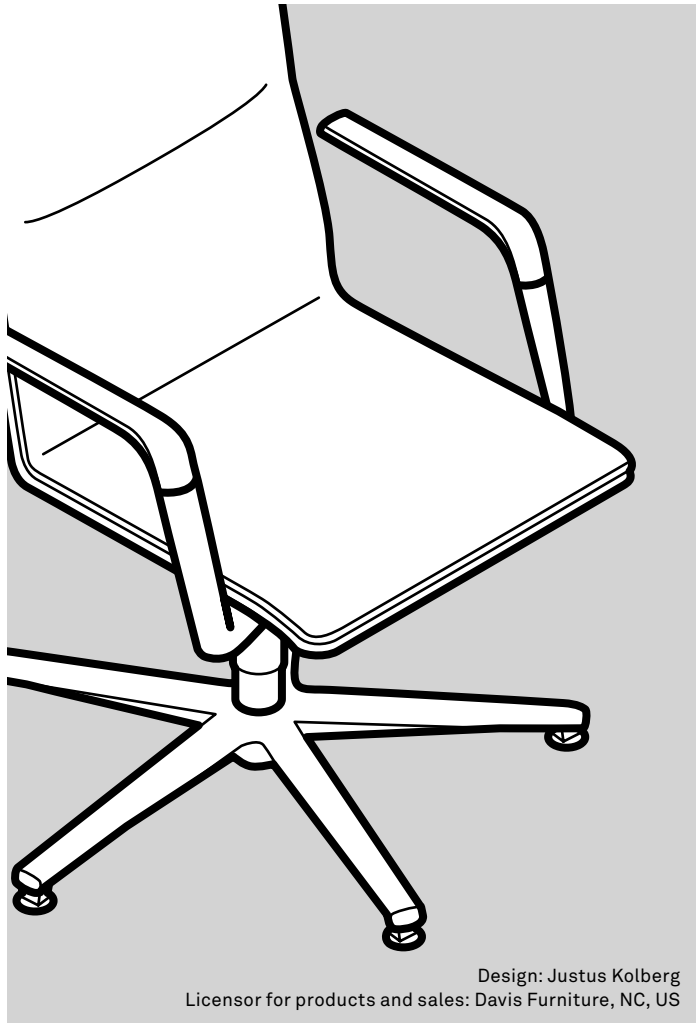
Design: Justus Kolberg
Licensor for products and sales: Davis Furniture, NC, US





Sola. 290 range. Technical details.

Wilkhahn



Function

The conference chair fuses innovative comfort with crisp design and a top quality appeal. The chair's aesthetic is defined by the linear shape of the seat shell and the distinctive lines of the aluminium frame. The frame branches out from the centre column into a V-shaped support that culminates in the armrests.

The slender seat shell is swivel-mounted at the front and connected with a V-shaped support by two pressure springs at the back. As a result, the chair rocks back and forward comfortably without any extra mechanical parts required. The sprung pressure can easily be adjusted to suit personal levels of comfort and body weight. DIN 1335-1 compliant gas lift for precision adjustment of the seating height. Can be used in traditional conference and meeting rooms, executive offices and boardrooms, high-quality restaurants or prestigious dining areas.

Frame

Die-cast aluminium five-star base, high-lustre polished and coated matt black or in a silver satin finish. Round black polyamide multipurpose glides for all types of floorings (e.g. parquet) please order with extra felt insert.

Optionally with castors. Twin wheel swivel castors with load-dependent braking, made of black polyamide compliant with DIN EN 12529 as the standard version for carpets; with grey polyurethane tyre for hard floors. These castors change the seating height or adjustment range to 45 – 51 cm. The gas lift is covered by bright chrome-plated protective tube, coated matt black or in a silver satin finish. When the star base is aluminium high-lustre polished, the protective tube is bright chrome-plated.

V-shaped die-cast aluminium support, high-lustre polished like the star base, coated matt black or in silver satin finish. Lever for adjusting the seating height, coated matt black or in silver satin finish. When the star base is aluminium high-lustre polished, the lever is bright chrome-plated.

Seat and backrest

Unitary seat and backrest shell made of moulded plywood and covered on the rear. Upholstery element made of padded cut foam. Management grade upholstery also with facing all the way round and with quilted stitching.

Armrests

Die-cast aluminium armrests the same as the frame, optionally with additional plastic armrest pad. The Management-type chairs optionally come with leather-covered armrest pads which are only available in the same colour and in combination with leather type 74 or 87.

Standards

The Sola conference chairs comply with DIN EN 16139-L1 and ANSI/BIFMA X 5.1 X 5.1.



www.tuv.com
ID 1000000000



Please note

The die-cast aluminium armrests are sensitive to scratches.

Sola. 290 range. Upholstery types.

Wilkhahn



291/7 Fully upholstered unitary seat- and backrest shell



291/71 Seat and backrest with management grade upholstery




291/71 Leather-covered seat and backrest

Sola. 290 range. Upholstery types.

Wilkhahn

Upholstery material



60 Blend | 62 Bond | 63 Auris | 66 Lona | 68 Kvadrat Remix 2 | 69 Granit | 74 Leather | 87 Leather | 91 Kvadrat Steelcut Trio 3 | You can find all upholstery materials and more colours in our media center

Frame surfaces



Aluminium high-lustre polished, coated black matt or coated in a silver satin finish

Optional armrest pads



Black plastic or leather 74, 87

The digital sample colours differ from the originals.
You can find our current fabric collection in our media center.

Sola. 290 range. Frame types.

Wilkhahn



291/7 Frame coated in black matt



291/7 Frame coated in a silver satin finish



291/7 High-lustre polished frame

Sola. 290 range. Accessories and other items.

Wilkhahn

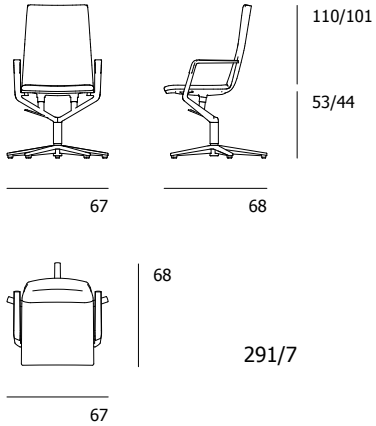


The shell, swivel-mounted at the front, sits on the V-shaped support due to two pressure springs at the back. The springs are encapsulated, making them look like shock absorbers. These springs allow pre-adjustment of the counterpressure. A practical serrated knob can be turned to make the counter pressure harder or softer depending on body weight, leverage and individual preferences. A retractable lever ingeniously stops any rocking motion if required.

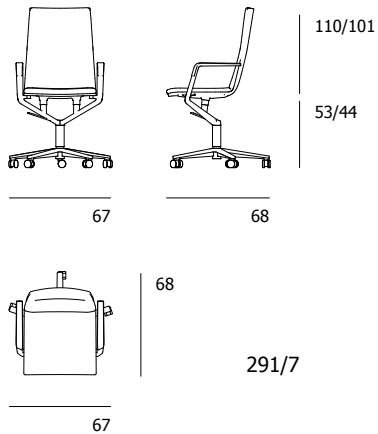
Sola. 290 range. Models and dimensions.

Wilkhahn

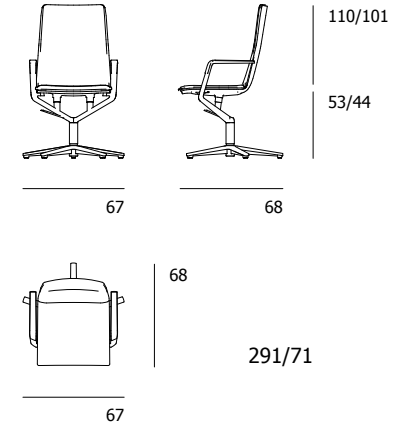
291/7
Conference chair



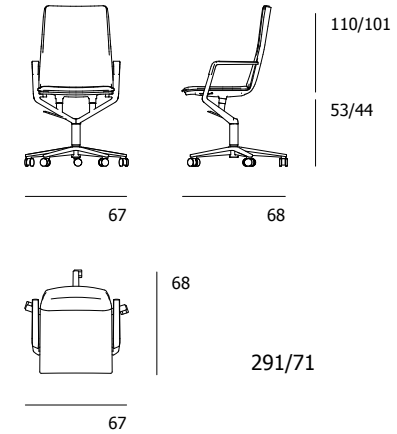
291/7
with castors



291/71
Conference chair



291/71
with castors



Sola. 290 range. Awards / standards / certificates.

Wilkhahn

Product certificates / product standards



DIN EN 16139-L1 ANSI/BIFMA X5.1

Company's certificates, memberships

