

# Wilkhahn

Timetable Lift. 615 range.



Meinema | De Meubelmakelaar | 0031-20 311 8396



## Timetable Lift.

Today, the mobile, multipurpose Timetable family, where the tables nest into one another, is more in line with the needs of contemporary working environments than ever. Because it allows and encourages users to configure spaces themselves, which is an important way of fostering innovation and the ability to change.

The Timetable Lift range of models opens up totally new options for innovation and project spaces. The height of these tables can be adjusted electrically from 73 cm to 139 cm (29<sup>3</sup>/<sub>4</sub>" to 54<sup>3</sup>/<sub>4</sub>" ), making the furniture ideal for sitting-standing hot desking concepts, for use as seminar or conference tables where postures change and as flexible choices for meeting spaces or projection screens for presentations. They're compact to stow away, wheel in as required, easy to set up and adjust to the right height at the touch of a button.





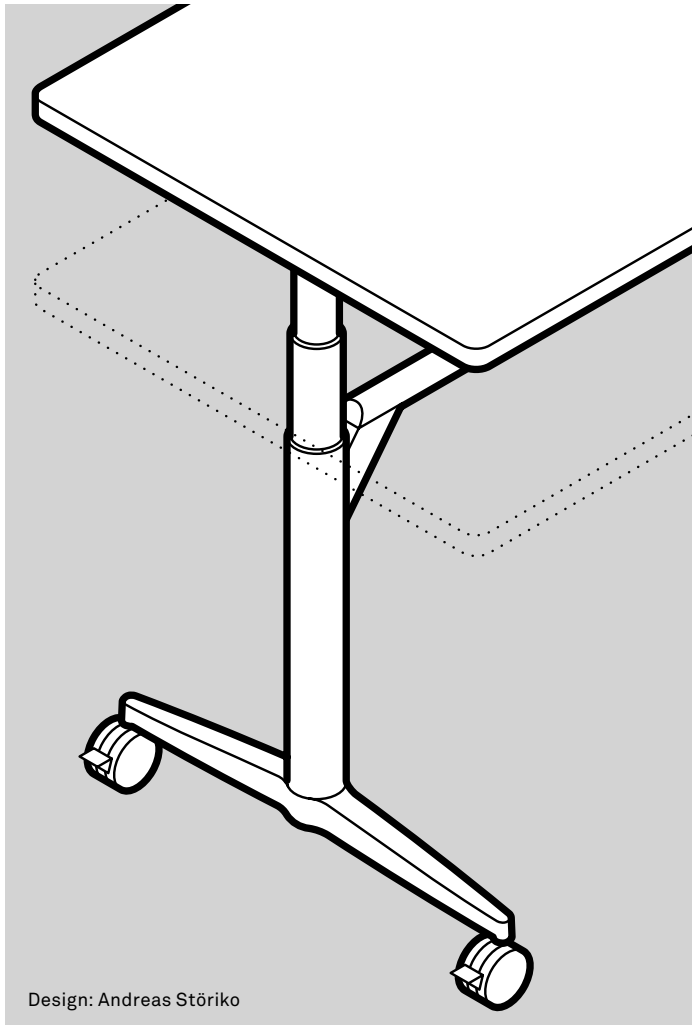






# Timetable Lift. 615 range. Technical details.

# Wilkhahn



Design: Andreas Störiko

## Function

Mobile table range with swivel-mounted table tops when the table is folded along horizontal axis. The Timetable range is ideal when combined with the Confair and Logon table ranges for multi-functional use of high-quality training, conference, presentation and meeting rooms. With a flip-top table top, Timetable tables nest compactly into one another, Timetable Lift comes with a locking mechanism and staggered storage when the tables nest into one another. Timetable Lift is electrically height-adjustable (73-139 cm), optionally battery operated. With a surface that can be written and that's optionally magnetic for use as a whiteboard and projection screen.

## Frame

Aluminium foot section, bright chrome-plated, polished or with a silver satin finish or black coating. Electric telescopic column with an integrated sensor to stop things getting stuck in it. Uprights and crossways underframe in tubular steel, coated in black or with a silver satin finish. Table top bearer in steel profile, draw rod in round steel tubing, coated black. Lockable, height adjustable, swivel castors with a black polyamide tyre are the standard version for carpets; castors available with a polyurethane tyre for hard floors (please specify when ordering). The electrical control, including a three-metre supply

lead and cable mesh, as well as the fitting for the optional battery are mounted underneath the table top.

## Core material of table top

Plywood with bullnose or straight wood lipping with integral, impact-resilient profile in black elastomer or straight plastic lipping. Timetable Lift has an integrated button to adjust the height.

## Table top group 1 – laminate

Table top thickness 26 mm

### Variant 1

Laminate (single colour) based on Wilkhahn's colour and surface samples with wood lipping, natural oiled finish. Wood decor laminate from the Wilkhahn colour and surface samples with colour matched plastic lipping.

### Variant 2

Soft matt laminate from the Wilkhahn colour and surface samples with wood lipping in natural oiled finish or colour matched with the plastic lipping. Anti-reflective, soft-touch surface with anti-fingerprint characteristics.

## Table top group 2 – veneer

Table top thickness 26 mm

### Variant 1

Beech, oak and ash veneer from Wilkhahn woodstain colour samples with wood lipping, as far as possible in the same colour as the veneer

### Variant 2

Maple, walnut or elm veneer from the Wilkhahn woodstain colour samples with wood lipping colour matched as far as possible with the veneer.

## Veneer type

As a standard, the veneer panels are slip-matched. Surfaces sealed with clear lacquer: Oak, ash, walnut and elm veneer closed-pore: maple and beech veneer. Some specific growth features possible.


## Table top with whiteboard

Table top thickness 26 mm White laminate with colour matched plastic lipping. Table top can be written on with board marker pens, dry wiped and used as a projection screen, optionally magnetic.

## Battery box

Compact and powerful lithium ion battery with 2.2 AH capacity, allowing the table to be raised about 40 times after being fully charged. With an LED charge indicator and acoustic signal to indicate that recharging is required. With retrofittable charger.


## Edge profiles



Standard type: bullnose with impact-resilient profile



Alternatively: straight edge with impact-resilient profile



Straight plastic lipping

## Standards

The height-adjustable tables comply with the DIN 147 technical report and DIN EN 527, as well as the GS requirements.

**When placing repeat orders, please indicate whether your table tops have slip-matched or book-matched veneer.**

Subject to change.

# Timetable Lift. 615 range. Product versions.

# Wilkhahn

## Table top groups



Laminate, soft-matt laminate, veneer version 1 or 2  
You can find all surfaces in our media center.

**Laminate.** The material is made by bonding cellulose and décor paper layers, as well as resin, by applying heat and pressure. This produces an extremely tough surface that comes in a variety of different colours. Laminate is highly recommended for areas where the tables are subject to a lot of wear and tear because they are frequently moved around for example.

**Wood veneers.** Natural wood is a living material: in the way it looks and changes over the years. Sometimes more significantly and sometimes more subtly, depending on the type of wood and how light it is. If a more consistent look is preferred, stained surfaces or industrially produced veneer are available.

## Foot section and upright



Bright chrome-plated or polished aluminum, coated in black or with a matte silver satin finish

# Timetable Lift. 615 range. Edge shapes.

Wilkhahn

## Edge profiles



Standard type: Bullnose with integrated impact-resilient profile  
alternatively: Straight with integrated impact-resilient profile,  
straight plastic lipping

Bullnose edge with a black  
impact-resilient profile,  
table top 26 mm (1") thick



Bullnose edge with a white  
impact-resilient profile,  
table top 26 mm (1") thick



Coated bullnose edge with a black  
impact-resilient profile,  
table top 26 mm (1") thick



Straight edge with a black  
impact-resilient profile,  
table top 26 mm (1") thick



Straight edge with a white  
impact-resilient profile,  
table top 26 mm (1") thick




Straight plastic lipping,  
table top thickness 25 mm (1")





# Timetable Lift. 615 range. Accessories and other items.


## Wilkhahn



The power outlet and the optional battery box, which can be retrofitted at any time, are easy to access and compact to stash away in the mesh underneath the table top. The fact that cordless operation's possible, means it doesn't matter where sockets to the mains are located and avoids the risk of anyone tripping over leads.



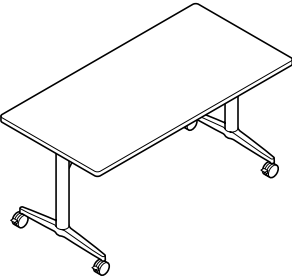
As the Timetable Lift can be stowed away in a space-saving manner and just rolled to the position it's required, people working on a project can adapt the table to the number of team members and layout in no time. And what's more, by pressing the flush-fitted button, its height is precision adjustable and inspires users to alternate between sitting and standing. The AT ESP (which stands for elevated seating position) office chair model helps to integrate getting up intuitively into workflows, creating a unique combination of maximum flexibility and a state-of-the-art way of keeping people fit and healthy.



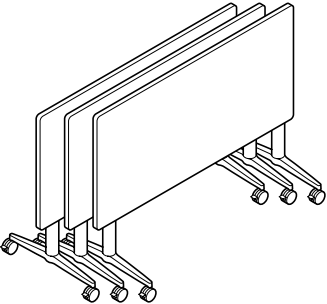
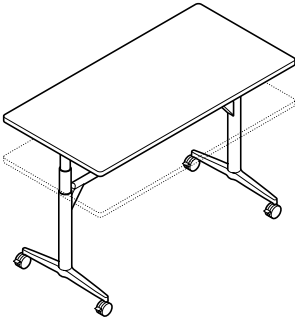
# Timetable Lift. 615 range. Models and dimensions / example configurations.

Wilkhahn

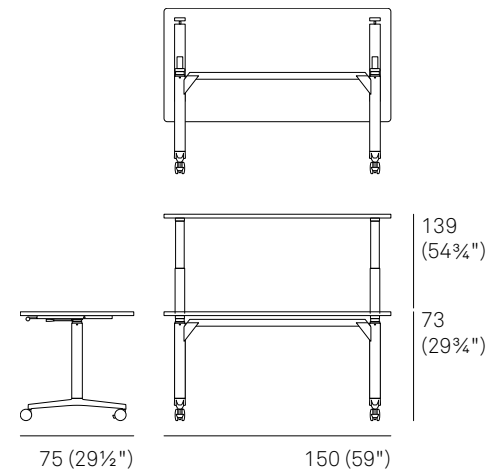
**615/00**  
Electrically height adjustable (73 – 139 cm / 29<sup>3</sup>/<sub>4</sub>" – 54<sup>3</sup>/<sub>4</sub>")  
Coated aluminium foot section,  
coated uprights and underframes



**615/10**  
with board capability  
electrically height-adjustable (73 – 139 cm / 29<sup>3</sup>/<sub>4</sub>" – 54<sup>3</sup>/<sub>4</sub>")  
white table top, can be written on with board marker pens,  
can be used as a projection screen  
Coated aluminium foot section,  
coated uprights and underframes



Timetable Lift is available with table tops in the following sizes: 75 x 150 cm, 80 x 160 cm, 90 x 180 cm, 100 x 200 cm (29<sup>1</sup>/<sub>2</sub>" x 59", 31<sup>1</sup>/<sub>2</sub>" x 63", 35<sup>3</sup>/<sub>8</sub>" x 70<sup>7</sup>/<sub>8</sub>", 39<sup>3</sup>/<sub>8</sub>" x 78<sup>3</sup>/<sub>4</sub>").  
The choice of frame and table top surfaces as well as lipping taps into a wide range of design options and ensures it can be combined perfectly with the other Timetable models.  
It's ideal for project and seminar rooms, meeting and conference spaces or executive offices.



Depth				
Width	75 (29 <sup>1</sup> / <sub>2</sub> " )	80 (31 <sup>1</sup> / <sub>2</sub> " )	90 (35 <sup>3</sup> / <sub>8</sub> " )	100 (39 <sup>3</sup> / <sub>8</sub> " )
150 (59")	•			
160 (63")		•		
180 (70 <sup>7</sup> / <sub>8</sub> " )			•	
200 (78 <sup>3</sup> / <sub>4</sub> " )				•

• Available

# Timetable Lift. 615 range. Awards / standards / certificates.

**Wilkhahn**

## Product certificates / product standards

The height-adjustable tables comply with the DIN 147 technical report and DIN EN 527, as well as the GS requirements.

## Company's certificates, memberships

