

Wilkhahn

mAx.

460 range mAx/465 mAx light





mAx.

Folding table systems are exceptionally flexible ways of furnishing multipurpose spaces. Handling and storage requirements, the range's variety and quality of its design have an impact on facility management costs on the one hand and the appreciation conveyed to users on the other. This is where mAx's appealing look and sophisticated construction set new standards. The superbly designed folding tables can be stowed away compactly, require just one hand to set them up, are self-stabilising and come with integrated linkage options.

The material and craftsmanship of the stylish T-shaped foot sections ensure tables are sturdy and durable. The various table foot sizes allow lots of different table shapes and depths for all kinds of usage – from tables placed in loosely arranged groups to linear rows of tables to open-centred or closed conference table systems. And the mAx light 465 range with its rigid lightweight table tops is ideal for areas where furniture is often moved around or rearranged. Whether destined for meeting rooms, versatile conference and seminar centres, project- and group-work areas, co-working spaces or versatile restaurant- and café-zones – mAx really does tick all the boxes.

Design: Andreas Störiko








mAx. 460 range mAx. Technical details.

Wilkhahn



Design: Andreas Störiko

Function

The mAx folding table system offers first-class design with practical self-stabilising capability, manual prevention of faulty handling, integrated linkage options and requires just one hand to set it up. Three table foot sizes allow scalable table depths and widths to permit a broad range of design options ranging from tables in loosely arranged groups, or linked up to make rows of tables, or arranged to form open-centred or closed conference table systems. Possible applications are versatile furnishing of conference, meeting, seminar and co-working spaces, or multipurpose restaurants and cafés.

Frame

T-shaped foot, consisting of: foot section made of die-cast aluminium, coated, polished or high-lustre polished with height-adjustable, non-slip universal glides. Upright with pivoting mechanism made of die-cast aluminium, coated, polished or high-lustre polished with integrated brace made of die-cast, high-lustre polished aluminium. Pivoting mechanism with integrated stacking buffer made of black plastic and T-shaped counterbearing attached to the bottom of the table top (to insert into and lock the brace to ensure the self-stabilising capability), made of die-cast aluminium, coated to colour match the upright or coated black if the upright is polished. In the case of system tables, also pull-out steel eyelets integrated in the folding mechanism to insert the connecting leaves into. Underframe underneath the table top made of steel profile in black.

Connecting leaves

Connecting leaves with four integrated connecting plates made of fibre-glass-reinforced plastic in black and integrated steel hook to affix the system tables' metal eyelets. Rotating linking device for form-fit connections made of black fibre-glass-reinforced plastic with integrated, black separator.

Core material of table top/connecting leaf

Plywood with straight wood lipping all the way round or bullnose (double) with impact-resilient profile or with plastic lipping all the way round or plywood with bonded melamine resin surface with straight, colour matched plastic lipping all the way round.

Table top group 1 – laminate

Table top thickness 26 mm

Variant 1

Laminate (single colour) from Wilkhahn's colour and surface samples with wood lipping with a natural oiled finish or optionally bullnose (double) with impact-resilient profile (for an additional charge) Laminate wood decor from the Wilkhahn colour and surface samples with straight, colour matched plastic lipping.

Variant 2

Soft matt laminate from the Wilkhahn colour and surface samples with wood lipping, with a natural oiled finish, straight or optionally bullnose (double) with impact-resilient profile (for an additional charge) or with colour matched plastic lipping. Anti-reflective, soft-touch surface with anti-fingerprint characteristics.

Table top group 2 – veneer

Table top thickness 26 mm

Variation 1

Beech, oak, or ash veneer based on Wilkhahn woodstain colour samples with straight wood lipping, colour matched as far as possible with the veneer or optionally bullnose (double) with impact-resilient profile (for an additional charge)

Variant 2

Maple, walnut or elm veneer from the Wilkhahn woodstain colour samples with straight wood lipping, colour matched as far as possible with the veneer or optionally bullnose (double) with impact-resilient profile (additional charge)

Veneer type

As a standard, the veneers are made by slip-match method. Surfaces sealed with clear lacquer: open pore: oak, ash, walnut and elm veneer closed-pore: maple, beech veneer. Some specific growth features possible. When placing repeat orders, please indicate whether your table tops have slip-matched or book-matched veneer.

Subject to change.

mAx. 460 range mAx. Technical details.

Wilkhahn

Table top group 5 – direct coating

Table top thickness 25 mm
Plywood with bonded melamine resin surface in white, black, light grey or dark grey with colour matched plastic lipping all the way round.

Modesty panels

Guide bar in black underneath the table top, with black, opaque fabric, height 40 cm, can be rolled up and affixed underneath the table top with hook and loop fasteners.

Table-table-connectors (optional)

Metal table-table-connectors model 613: two lockable circlips made of black coated sheet steel with 4 star-grip screws.

Standards

Tests being conducted for the GS label



www.tuv.com
ID 1000000000




Please note

Folding table's height when stacked: 107 mm
Connecting leaf's height when stacked: 60 mm


Edge profiles



Straight plastic edging




Straight wood edging



Bullnose double with integral, impact-resilient profile

mAx. 465 range mAx light. Technical details.

Wilkhahn



Function

The practical mAx light folding table system with its lightweight table top offers first-class design, a self-stabilising capability, manual prevention of faulty handling, integrated linkage options and requires just one hand to set it up. Three table foot sizes allow scalable table depths and widths to permit a broad range of design options ranging from tables in loosely arranged groups, or linked up to make rows of tables, or arranged to form open-centred or closed conference table systems. Possible applications are versatile furnishing of conference, meeting, seminar and co-working spaces, or multipurpose restaurants and cafés.

Frame

T-shaped foot, consisting of: foot section made of die-cast aluminium, coated, polished or high-lustre polished with height-adjustable, non-slip universal glides. Upright with pivoting mechanism made of die-cast aluminium, coated, polished or high-lustre polished with integrated brace made of die-cast aluminium, high-lustre polished. Pivoting mechanism with integrated stacking buffer made of black plastic and T-shaped counter-bearing attached to the bottom of the table top (to insert into and lock the brace to ensure the self-stabilising capability), made of die-cast aluminium, coated to colour match the upright or coated black if the upright is polished. In the case of system tables, also pull-out steel eyelets integrated in the folding mechanism to insert the connecting leaves into. System tables from 200 cm table length, single tables as well as starting and finishing elements from 220 cm with an underframe underneath the table top made of steel profile in black.

Connecting leaves

Connecting leaves with four integrated connecting plates made of fibre-glass-reinforced plastic in black and integrated steel hook to affix the system tables' metal eyelets. Rotating linking device for form-fit connections made of black fibre-glass-reinforced plastic with integrated, black separator.

Core material of table top/ connecting leaf

Lightweight table top with finger jointed middle section made of fast-growing lightweight wood with plastic lipping all the way round straight or with wood lipping, straight or bullnose (double) with impact-resilient profile or with chamfered lipping (in the case of system tables that can be linked on both sides and connecting leaves with chamfered lipping on the long edges, straight joining edge, in the case of starting and finishing elements chamfered edge on three sides, straight joining edge, in the case of single tables chamfered edge all the way round)

Table top group 1 – laminate

Table top thickness 30 mm

Variant 1

Laminate (single colour) from Wilkhahn's colour and surface samples with wood lipping with a natural oiled finish or optionally bullnose (double) with impact-resilient profile (for an additional charge) Laminate wood decor from the Wilkhahn colour and surface samples with straight, colour matched plastic lipping.

Variant 2

Soft matt laminate from the Wilkhahn colour and surface samples with wood lipping, with a natural oiled finish, straight or optionally bullnose (double) impact-resilient profile (for an additional charge) with colour matched plastic lipping. Anti-reflective, soft-touch surface with anti-fingerprint characteristics.

Table top group 2 – veneer

Table top thickness 30 mm

Subject to change.

mAx. 465 range mAx light. Technical details.

Wilkhahn

Variation 1

Beech, oak, or ash veneer (exception: ash not possible for chamfered lipping) based on Wilkhahn woodstain colour samples with straight wood lipping, colour matched as far as possible with the veneer or optionally bullnose (double) with impact-resilient profile (for an additional charge)

Variant 2

Maple (exception: maple with a natural finish not possible with chamfered lipping), walnut or elm veneer from the Wilkhahn woodstain colour samples with straight wood lipping, colour matched as far as possible with the veneer or optionally bullnose (double) with impact-resilient profile (for an additional charge).

Veneer type

As a standard, the veneers are made by slip-match method. Surfaces sealed with clear lacquer: open pore: Oak, ash, walnut and elm veneer closed-pore: maple and beech veneer. Some specific growth features possible. When placing repeat orders, please indicate whether your table tops have slip-matched or book-matched veneer.

Modesty panels

Guide bar in black underneath the table top, with black, opaque fabric, height 40 cm, can be rolled up and affixed underneath the table top with hook and loop fasteners.

Table-table-connectors (optional, not possible on chamfered edges)

Metal table-table-connectors model 613: two lockable circlips made of black coated sheet steel with 4 star-grip screws.

Standards

Tests being conducted for the GS label




Please note

Folding table's stacking height < 150 cm: 120 mm stacking height
folding table >= 150 cm: 112 mm stacking height
Connecting leaf: 60 mm

Edge profiles




Chamfer wood edging



Straight plastic edging



Straight wood edging



Bullnose double with integral, impact-resilient profile

mAx. 460 range mAx/465 mAx light. Product types.

Wilkhahn



460/00
System table 150 x 70 cm
for linkage on both sides, soft matt laminate with straight
wood lipping.

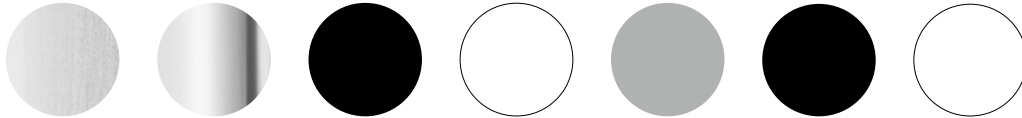


462/00
Single table 180 x 80 cm
soft matt laminate with straight wood lipping.

mAx. 460 range mAx/465 mAx light. Product types.

Wilkhahn

Frame versions



Polished aluminium or high-lustre polished, coated in black or with a silver satin finish, black or white textured matt finish

Table top groups



Direct coating, laminate, laminate version 1 or 2, veneer version 1 or 2

mAx. 460 range mAx/465 mAx light. Connecting leaves.

Wilkhahn




On the sides where the tables are linked, the system tables' frames are positioned flush with the edges and the folding mechanism has pull-out metal eyelets. This is where the connecting leaves are hooked in and locked into place. As a result, any load placed on the table tops is absorbed directly by the sturdy frame. Connecting leaves come with 60° or 90° links, as circular segments, squares or rectangles.



Here mAx surpasses itself with smart ways of setting up the table too: the connecting leaves's hooks are designed in such a way that the table tops have to be positioned vertically to start with in order to align the system tables precisely and are only flipped to the horizontal afterwards. The separator is integrated into the top of the rotating linking device so that connecting leaves can also be securely stacked without causing any damage or requiring extra components.

mAx. 460 range mAx/465 mAx light. Folding mechanism.

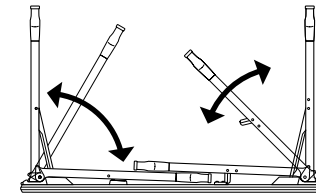
Wilkhahn



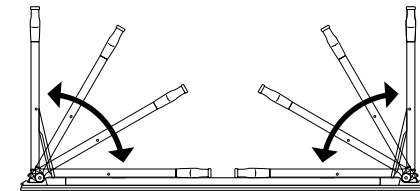
The patented self-stabilising folding mechanism lies at the heart of mAx. When folding out the T-shaped leg frame the integrated brace pops out of the stand profile and locks the table frame at an angle of 90° to the table top. The clever part is that the connection becomes increasingly stronger the higher the brace moves and the more the table is moved. When the table is set up a safety catch is activated to prevent the table from unintentionally being folded up while in use.

To fold it up the table is placed on its side or turned upside down. This releases the safety catch and the brace can be pressed back with one hand into the stand profile, the frame folded up and locked in place.

The table frame's joint is retracted to ensure a secure and non-slip surface for stacking the next table.



< 150 cm



> 150 cm

mAx. 460 range mAx/465 mAx light. Accessories and other items.

Wilkhahn

The accessories are just as sophisticated as the folding and linking methods. mAx can be retrofitted with modules for electricity, USB and network connections, but also with connecting modules that can be attached to the edge of the table. Any loose cables are stashed away in elastic mesh underneath the tables so that they can still be stacked.

Techni-station Compact



What happens if your smartphone's battery has run out and you don't have the charger lead on you? That's no problem with the techni-station Compact's wireless charging module. The module is ideal for cordless charging and Qi compatible – a standard supported by numerous leading manufacturers.

As a result, a whole host of mobile devices can be charged with this innovative technology in no time.

- Practical: simply place the device on top to charge it
- Multipurpose: recharging is possible whoever the manufacturer is
- Durable: there is no longer any wear and tear on the connectors

Cable mesh



Techni-station Compact Add.



- Versatile: flexible techni-station for assembly on the table edge. Simple and tool-free fastening method with a knurled screw
- Robust: a two-millimetre thick, RAL 9006 powder-coated metal housing
- Functional: ideal for flexible and dynamic tables (mAx, Timetable, folding tables) with panel thicknesses up to 30 mm
- Feature-rich: concealed cable management underneath the table top and plastic pressure plate to protect the table top

mAx. 460 range mAx/465 mAx light. Accessories and other items.

Wilkhahn

469 Modesty panel



The same applies to modesty panels that are made of an opaque fabric with an integrated stabilisation profile. When tables are stacked, the panels are rolled up and affixed with hook and loop fasteners and simply pulled down like a blind when more privacy is required.

mAx. 460 range mAx/465 mAx light. Accessories and other items.

Wilkhahn

468/1 Four-wheeled trolley Basic



80 x 150, H 100
for 8 folding tables or 5 folding tables and 4 connecting leaves with maximum table top length 160 cm
loading area with felt cover
secured with straps

468/2 Four-wheeled trolley Comfort



85 x 190, H 100
for 6 folding tables or 4 folding tables and 3 connecting leaves with table top length from 140 to 220 cm
support surfaces with edge protection
secured with straps

Matching stacking trolleys (for horizontal or vertical stacking) make the tables easy to stack and compact to stow away.

mAx. 460 range mAx/465 mAx light. Models and dimensions.

Wilkhahn

The stable die-cast aluminium stand profiles and foot sections also look attractive with their very precise radii and attractive surfaces and joints. The table is a versatile choice and makes no compromises on design.

Foot sections in three sizes allow scalable table depths of 45 cm when making notes during press conferences or seminars for example and up to 90 cm for rows of desks, conference systems or meeting tables with chairs on both sides.

Large table foot for 80/90 cm table depths

Medium table foot for 60/70/75 cm table depths

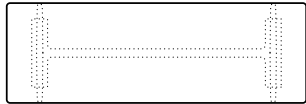
Small table foot for 45 cm table depths



mAx. 460 range mAx. Models and dimensions.

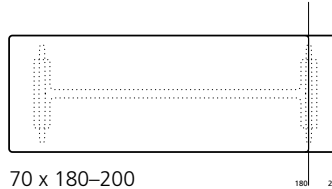
Wilkhahn

462/00 single table



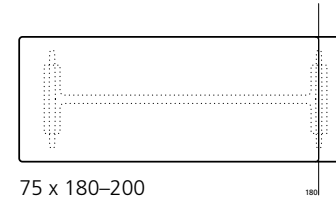
60 x 180

462/00 single table



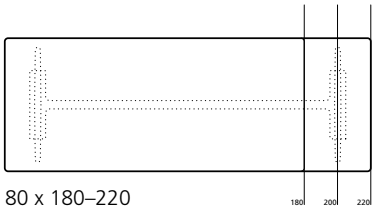
70 x 180–200

462/00 single table



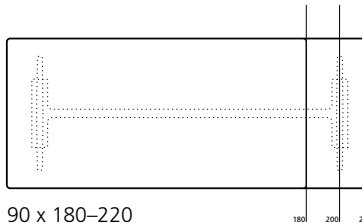
75 x 180–200

462/00 single table



80 x 180–220

462/00 single table

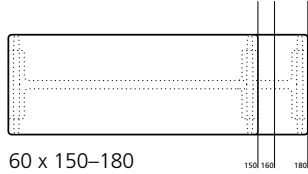


90 x 180–220

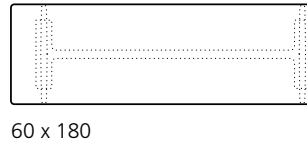
mAx. 460 range mAx. Models and dimensions.

Wilkhahn

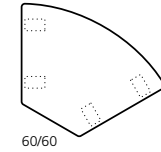
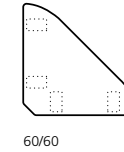
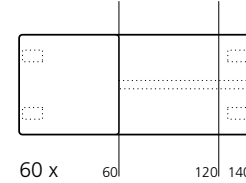
460/00 system table



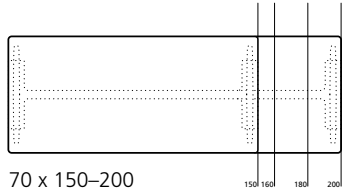
460/11 system table



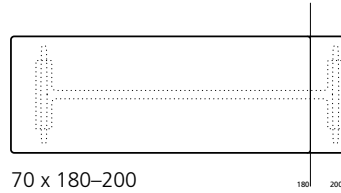
461/00 connecting leaves



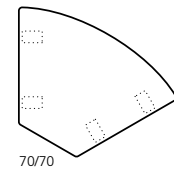
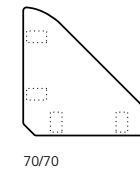
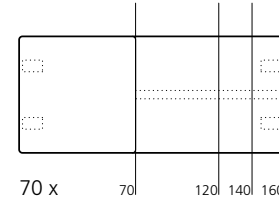
460/00 system table



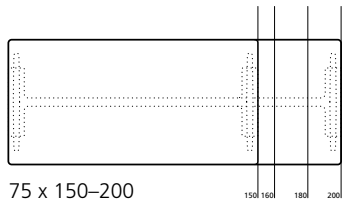
460/11 system table



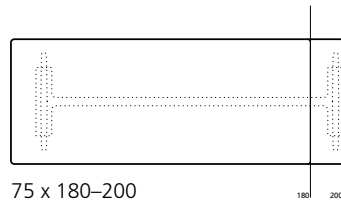
461/00 connecting leaves



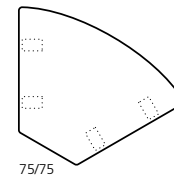
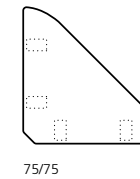
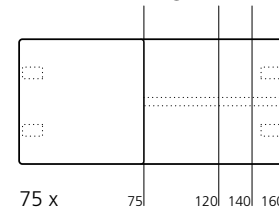
460/00 system table



460/11 system table

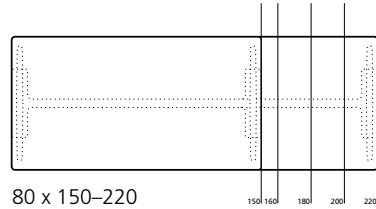
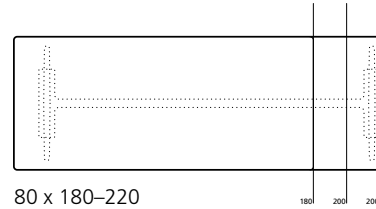
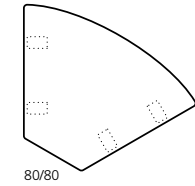
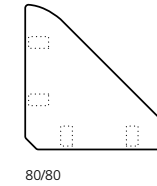
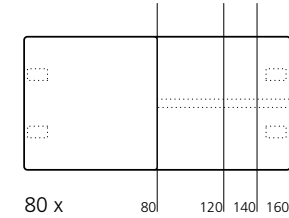
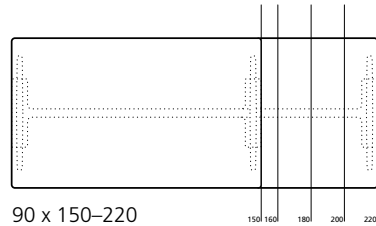
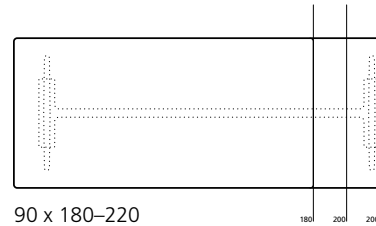
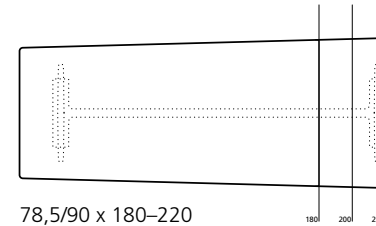
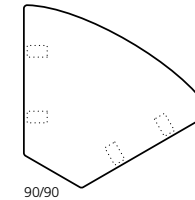
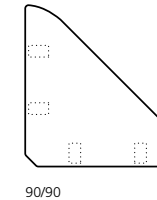
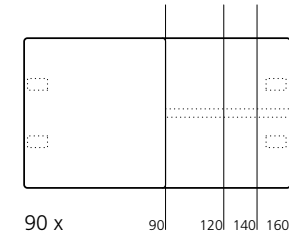


461/00 connecting leaves



mAx. 460 range mAx. Models and dimensions.

Wilkhahn

460/00 system table**460/11 system table****461/00 connecting leaves****460/00 system table****460/11 system table****465/51 light system table****461/00 connecting leaves**

mAx. 465 range mAx light. Models and dimensions.


Wilkhahn

467/00 light single table




60 x 180

467/00 light single table



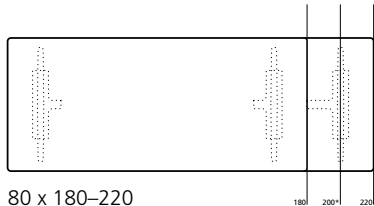
70 x 180–200

467/00 light single table



75 x 180–200

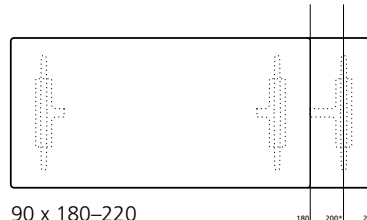
467/00 light single table



80 x 180–220

*from 200 with underframe

467/00 light single table



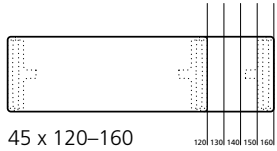
90 x 180–220

*from 200 with underframe

mAx. 465 range mAx light. Models and dimensions.

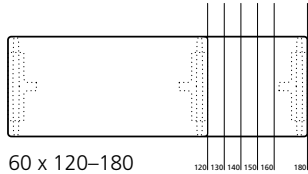
Wilkhahn

465/00 system table



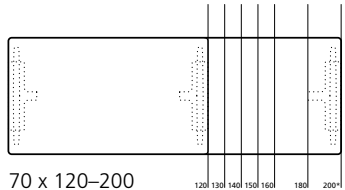
45 x 120–160

465/00 system table



60 x 120–180

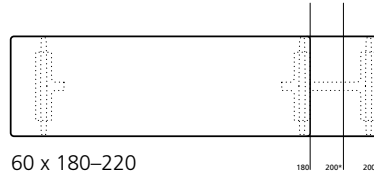
465/00 system table



70 x 120–200

*from 200 with underframe

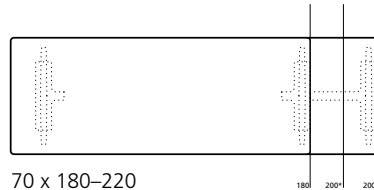
465/11 system table



60 x 180–220

*from 200 with underframe

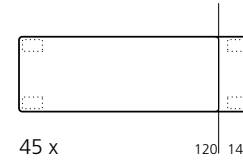
465/11 system table



70 x 180–220

*from 200 with underframe

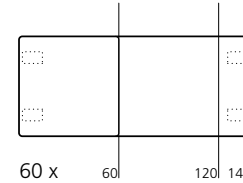
466/00 connecting leaves



45 x

120| 140

461/00 connecting leaves

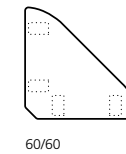


60 x

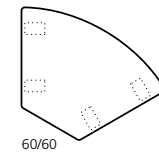
60|

120|

140

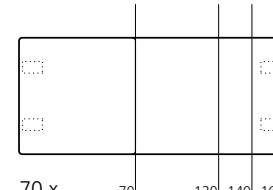


60/60



60/60

461/00 connecting leaves



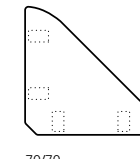
70 x

70|

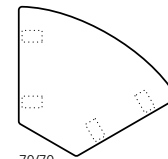
120|

140|

160



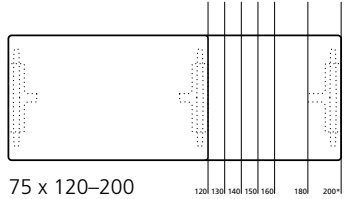
70/70



70/70

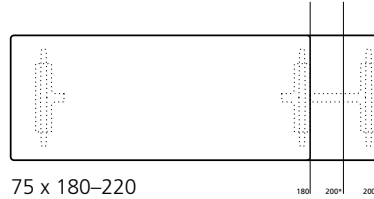
mAx. 465 range mAx light. Models and dimensions.

Wilkhahn

465/00 system table

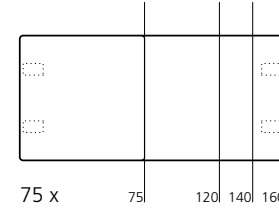
75 x 120–200

*from 200 with underframe

465/11 system table

75 x 180–220

*from 200 with underframe

461/00 connecting leaves

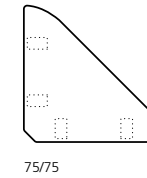
75 x

75

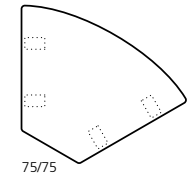
120

140

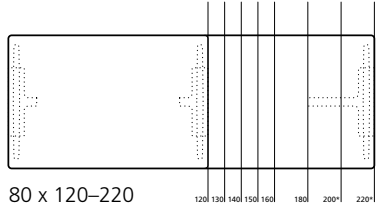
160



75/75

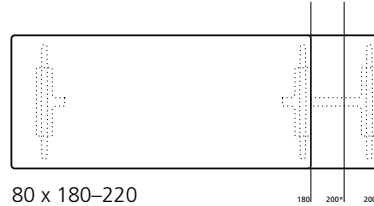


75/75

465/00 system table

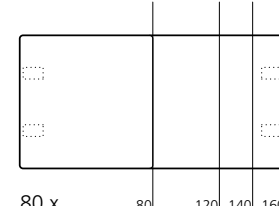
80 x 120–220

*from 200 with underframe

465/11 system table

80 x 180–220

*from 200 with underframe

461/00 connecting leaves

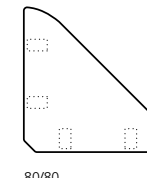
80 x

80

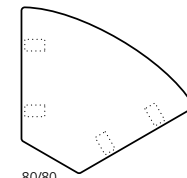
120

140

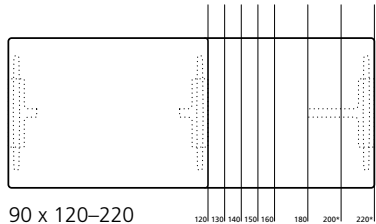
160



80/80

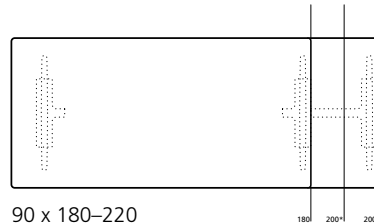


80/80

465/00 system table

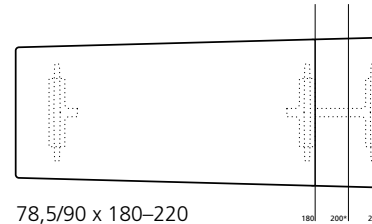
90 x 120–220

*from 200 with underframe

465/11 system table

90 x 180–220

*from 200 with underframe

465/51 system table

78,5/90 x 180–220

*from 200 with underframe

461/00 connecting leaves

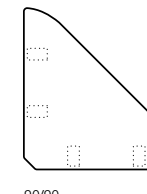
90 x

90

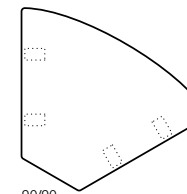
120

140

160



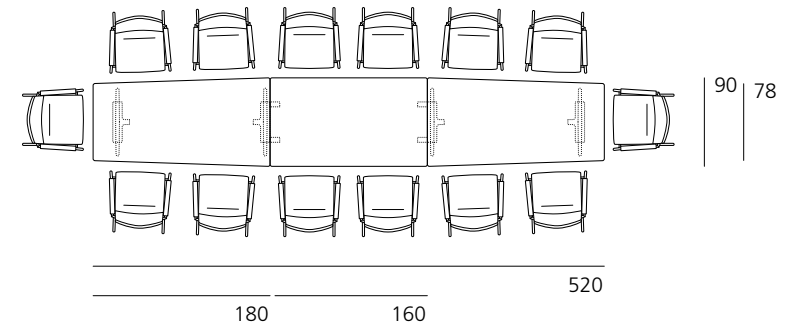
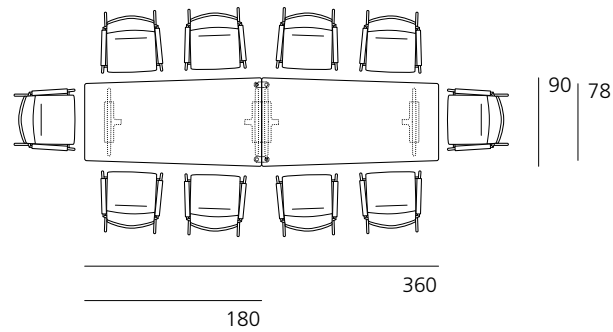
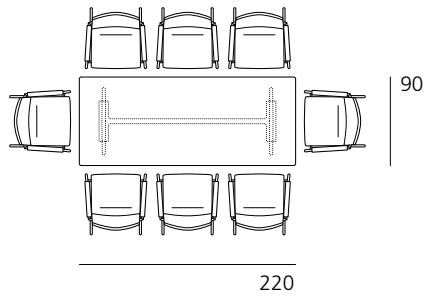
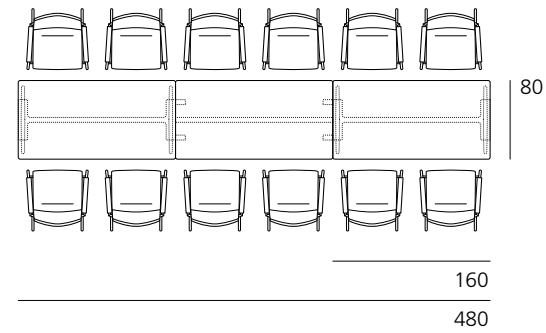
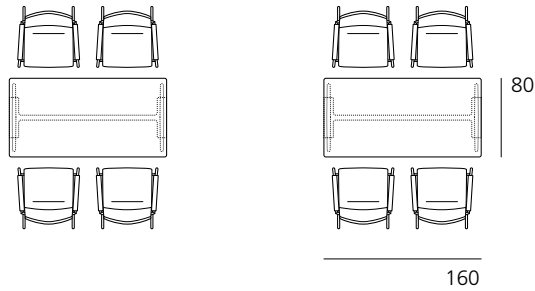
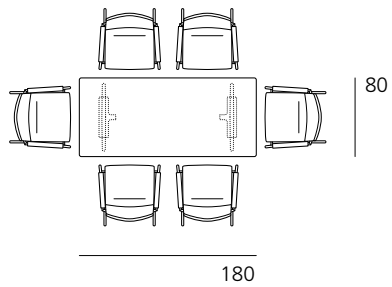
90/90



90/90

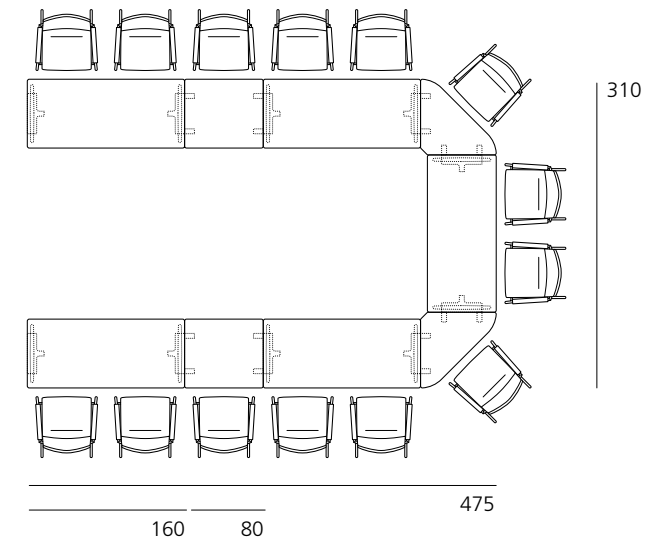
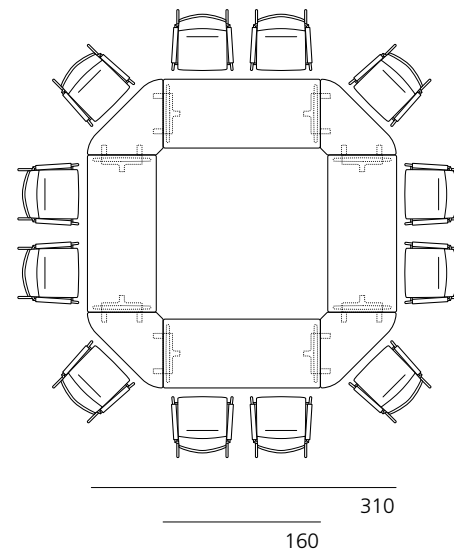
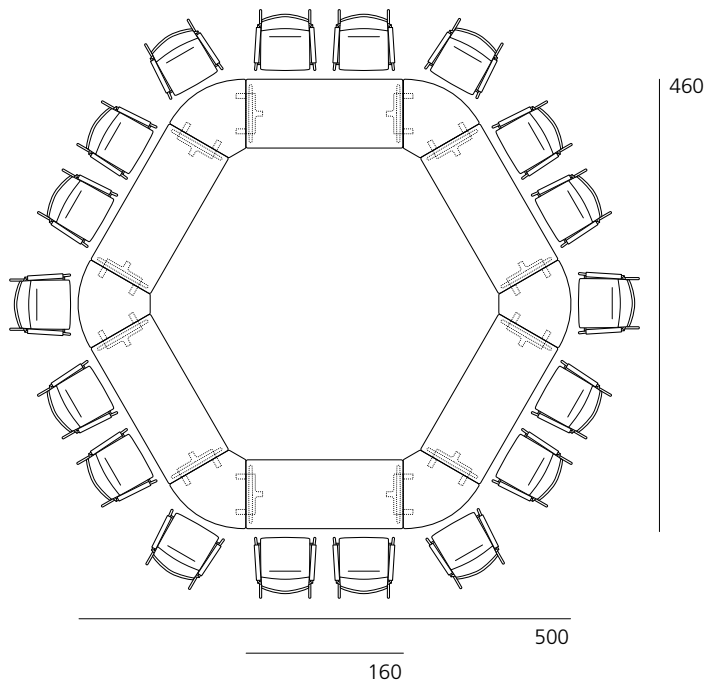
mAx. 460 range mAx/465 mAx light. Models and dimensions / example configurations.

Wilkhahn



mAx. 460 range mAx/465 mAx light. Models and dimensions / example configurations.

Wilkhahn



mAx. 460 range mAx/465 mAx light. Awards / standards / certificates.

Wilkhahn

Awards



Product certificates / product standards



Company's certificates, memberships

