


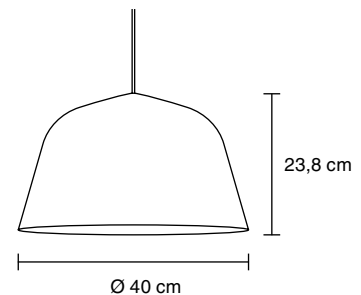
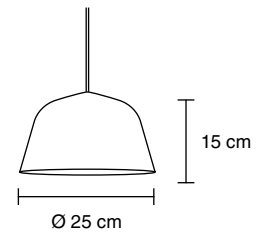
AMBIT PENDANT LAMP

FURNITURE / LIGHTING / ACCESSORIES

PRODUCT FACT SHEET

TAF ARCHITECTS ABOUT THE DESIGN "Why do you get attracted to certain shapes and not others? With Ambit we worked with the form and proportions in a very thorough and almost meticulous way. There is a dynamic between the linear and rounded shape that creates an attractive outline. A timeless pendant, which never becomes boring to look at. The lampshade is made of a lightweight spun material and the dual-tone, with the inner white, adds a delicate contrast."

PROCESS	Made from old braizer traditions, the lamp shade is press spun by hand. Hereafter, the lamp shade is polished and painted by hand.
DESIGNED BY / YEAR OF DESIGN	TAF Architects / 2015
TYPE	Pendant lamp
DESCRIPTION	Classic pendant lamp that is versatile in use. Production is handheld and based on old braizer traditions. The beautiful matt finish gives the lamp a round & soft feel.
ENVIRONMENT	Indoor
DIMENSIONS (CM)	Large: Height: 23,8 cm Ø: 40 cm Small: Height: 15 cm Ø: 25 cm
MATERIAL	Aluminum lamp shade and rubber cord
CANOPY	Yes
COLOURS	Dusty green, black, grey, rose, white
VOLTAGE (V)	220-240 v ~ 50Hz/60Hz. Max 60 W regular bulb. Max 11 LED bulb.
CORD LENGTH	4 m Ø: 6 mm
BULB INCLUDED	No
CLEANING INSTRUCTIONS	Clean the lamp with a soft dry cloth. Always switch off the electricity before cleaning.
ABOUT THE DESIGNER	TAF Architects is a Stockholm-based design and architecture studio making International headlines within product and interior design.



AMBIT RAIL LAMP

FURNITURE / LIGHTING / ACCESSORIES

PRODUCT FACT SHEET

TAF ARCHITECTS ON THE DESIGN "Why do you get attracted to certain shapes and not others? With AMBIT, we worked with the form and proportions in a very thorough and almost meticulous way. There is dynamic between the linear and rounded shape that creates an attractive outline. A timeless pendant, which never becomes boring to look at. The lampshade is made of a lightweight spun material and the dual-tone, with the inner white, adds a delicate contrast."

PROCESS	Made from old brazier traditions, the lampshades are press spun by hand. Hereafter, the lampshades are polished and painted by hand. The rail is cut from tubes that are adjusted to fit each other on a lathe machine.
DESIGNED BY / YEAR OF DESIGN	TAF Architects / 2017
TYPE	Rail lamp
DESCRIPTION	A statement lamp with lots of character. With its three lamp shades, the rail lamp gives away a strong light that makes it perfect for use as a primary light source over a kitchen counter, dining table, or even in a bar setting.
ENVIRONMENT	Indoor
MATERIAL	Rail made from cast and extruded aluminum. Shades in spun aluminum with a rubber cord and steel wires.
CORD LENGTH	Cord is 400 cm / 157.5". Wires are 350 cm / 138"
CANOPY INCLUDED	Yes
VOLTAGE (V)	220-240V 50/60Hz. 1XE14 Max.60W TYPE G, 1XE14 CFL Max. 13W Type G, 1XE14 LED Max.11W Type G
DIMMABLE FUNCTION	Yes
BULB INCLUDED	No
CLEANING INSTRUCTIONS	Clean the lamp with a soft dry cloth. Always switch off the electricity before cleaning.
ABOUT THE DESIGNER	TAF Architects is a Stockholm-based design and architecture studio making international headlines within product and interior design.

